

2016 - 2018 | By: BP Team



# BP Team – Betting Report

Betting-previews.com – Your number one betting source

## Table of Contents

<b>INTRODUCTION – Betting-Previews</b> .....	1
<b>Odds Recording &amp; Proofing</b> .....	2
<b>Proofing &amp; Verification</b> .....	2
<b>SBC and Tipstrr profiles</b> .....	2
<b>Odds availability &amp; Odds recording</b> .....	2
<b>SOCCKER - EU</b> .....	3
<b>Year 2016</b> .....	4
<b>Year 2017</b> .....	5
<b>Year 2018</b> .....	6
<b>SOCCKER; NON-EU</b> .....	7
<b>Year 2016</b> .....	8
<b>Year 2017</b> .....	9
<b>Year 2018</b> .....	11
<b>USA SPORTS (NFL, NBA, NCAAF, NCAAB, WNBA)</b> .....	12
<b>Year 2016</b> .....	14
<b>Year 2017</b> .....	15
<b>Year 2018</b> .....	16
<b>2018 Season</b> .....	17
<b>GOLF</b> .....	17
<b>Year 2017</b> .....	19
<b>Year 2018</b> .....	20
<b>TENNIS</b> .....	22
<b>Year 2017</b> .....	24
<b>Year 2018</b> .....	24
<b>CYCLING</b> .....	26
<b>HORSE RACING</b> .....	28
<b>Year 2017</b> .....	29
<b>Year 2018</b> .....	30
<b>eSports - CS: GO</b> .....	31
<b>BASKETBALL – EUROBASKET</b> .....	33
<b>WORLD CUP 2018</b> .....	33
<b>SNOOKER</b> .....	34
<b>RECOMMENDED BOOKMAKERS</b> .....	35
<b>Contact</b> .....	35

# INTRODUCTION – Betting-Previews

**Betting-Previews** (*previously known as Betting Monsters*) is a betting-oriented website established in 2015 by a team of betting industry experts, professional betting tipsters and former bookmakers.

The vision behind this newly formed company was to provide only the best services to our fellow bettors and even those who have just entered the world of professional betting.

Our services include everything from betting tips to providing customer's websites with betting articles and guides (such as "how to bet on...") which can help those who are new in the betting world, and to some extent even the veterans in this industry.

We pride ourselves on providing only the best services and betting predictions from a wide range of different sports but keeping our focus on sports that are considered the most popular in the betting industry. From time to time we also cover the less popular sports and miscellaneous events, but we only do so if we find it suitable for our way of betting.

Our main goal is not only providing positive results at the end of the season but keeping our customers satisfied. That is why we provide uniquely written previews for most of our predictions. The mentioned previews of matches/events consist of crucial data regarding the match/event itself as well as our thoughts about it, and final conclusion which states the reasoning behind our decision on the prediction.

In addition to that, we have decided to send out monthly betting reports. Those include all the bets, advised odds and final results along with a short review and some words about future events we plan to bet on. We do so as we believe keeping track of your bets is one of the crucial aspects of approaching betting the right and profitable way.

In this betting report we will be analysing our results, categorised by different sports and leagues. The report will include everything from number of predictions sent for each sport, as well as the results of those events, with profits, win rates and ROI by year and month.

# Odds Recording & Proofing

## Proofing & Verification

All tips from 2016 onwards were proofed by SmartBettingClub (formerly known as SecretBettingClub). We also have a couple of verification profiles on Tipstrr platform, for sports such as NFL, NCAAF, NBA, NCAAB and WTA tennis.

## SBC and Tipstrr profiles

The Smart Betting Club is an independent and honest, established reviewer and assessor of tipster services, systems and strategies. They are well known in the betting industry as they are on the scene for more than 10 years. Their proofing profiles are not publicly available, but you can check their website here: [smartbettingclub.com](http://smartbettingclub.com)

Tipstrr is a betting platform available for sports bettors and tipsters looking to track and improve their sports betting. Their website is easy to use and although they have some problems with getting the latest odds, we feel like they are still better than their competition as they offer multiple accounts functionality for different sports. We currently have three different profiles (*we also plan to open another one for Golf, but currently they don't have any odds for golf event*) on their platform;

American Football: [tipstrr.com/tipster/american-football](http://tipstrr.com/tipster/american-football)

USA Basketball: [tipstrr.com/tipster/usa-basketball](http://tipstrr.com/tipster/usa-basketball)

WTA Tennis: [tipstrr.com/tipster/wta-tips](http://tipstrr.com/tipster/wta-tips)

## Odds availability & Odds recording

Odds for major sport leagues like Premier League, NBA, NFL... are easy to catch and if you take into consideration that we record odds only from Pinnacle, Matchbook, SBOBET, 5Dimes (*only for USA sports*) and Dafabet/12bet, you can easily get better odds if you have access to a betting broker like Asianconnect88 or Sportmarket.

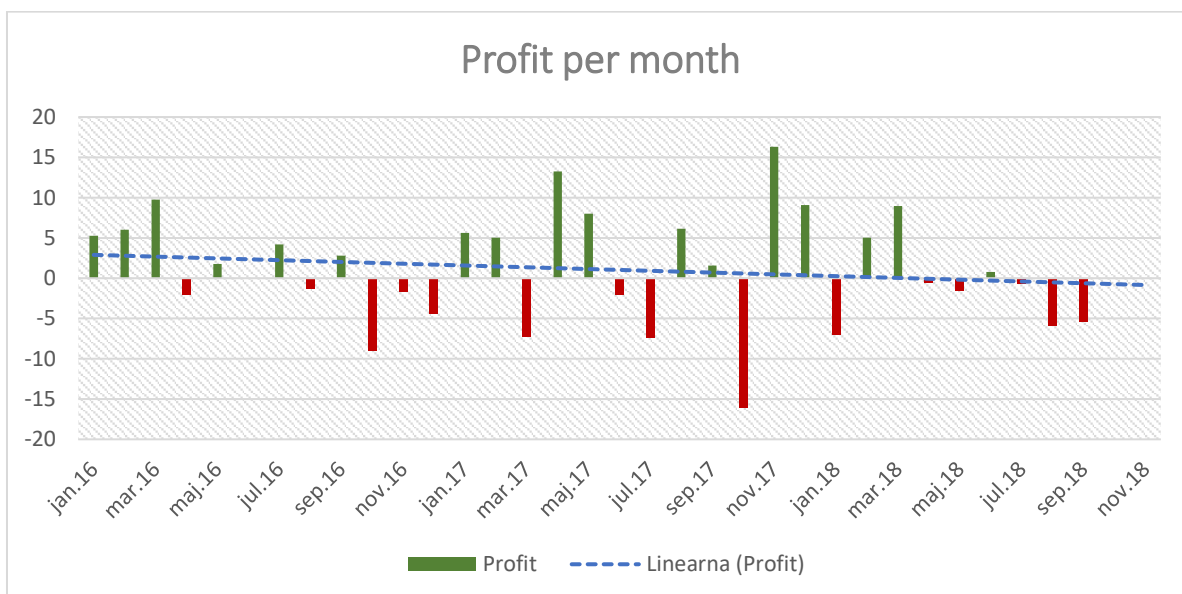
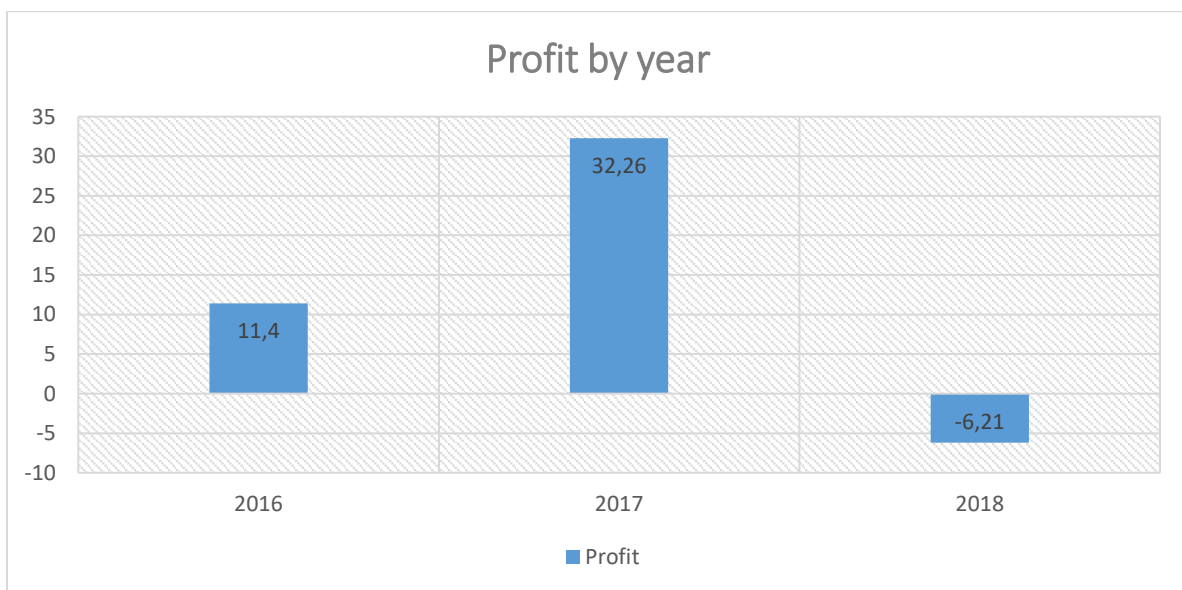
Horse Racing and Golf, selections are sent with odds from soft bookies (*5Dimes and Bet365*), as well as betting exchanges (Betfair and Matchbook). From our experience, those odds are usually not too hard to catch, thus you will be able to get great odds each time. If you have access to other soft books, you will be able to bet on much better odds, thus achieving better profits. For the eSports, we currently only cover LAN tournaments for Counter Strike: Global Offensive. We use a different subdomain and we have a limited number of user available to purchase subscription for the service, so if you can use bookmakers like Pinnacle, SBOBET, Dafabet and for some betting markets Bet365, you will have no problems getting the advised odds.

As mentioned previously, we use odds from Pinnacle, SBOBET, Dafabet, Matchbook, Betfair and Bet365 (only for Horse racing and golf). If you have access to a betting broker or a lot of accounts with soft books, you will have no problems getting better odds than advised and thus achieving better profits.

## SOCCKER - EU

We have started covering Soccer matches on 1<sup>st</sup> of January 2016, and have been doing so ever since. During that time period, we have sent out a total of 1814 bets, covering most of the EU Leagues. In this betting report, we won't be dividing results into leagues we covered, but rather look at the results from all the leagues combined. Keep in mind, we are not covering other non-European leagues in this part of the report.

For our predictions, we used 5 bookmakers; Pinnacle, SBOBET, Dafabet/12Bet, 5Dimes and 188Bet. Out of the 5, **Pinnacle** was used the most (1035 predictions), followed by **SBOBET** (623 prediction), **Dafabet/12Bet** (137 predictions), **5Dimes** (8 predictions) and **188Bet** (1 prediction)



As of now, November 2017 was the most profitable month, with **16,29** units of profit. The 2<sup>nd</sup> most profitable month was April 2017 with **13.26** units of profit. December 17, February 16, March 18 and 16 all ended with about **9** units of profit. As for other months the profit was lower than **9** units.

On the other hand, October 2017 was by far the least profitable month, with **16.09** units in red. October 2016 was the 2<sup>nd</sup> worst month so far with **8.99** units lost. March 2017 and July 2017 both ended with about **7.3** units in red.

In total, combining all the predictions up until now, our predictions ended with:

**50.9%** win rate, **37.45** units of profit and **1.9 %** ROI.

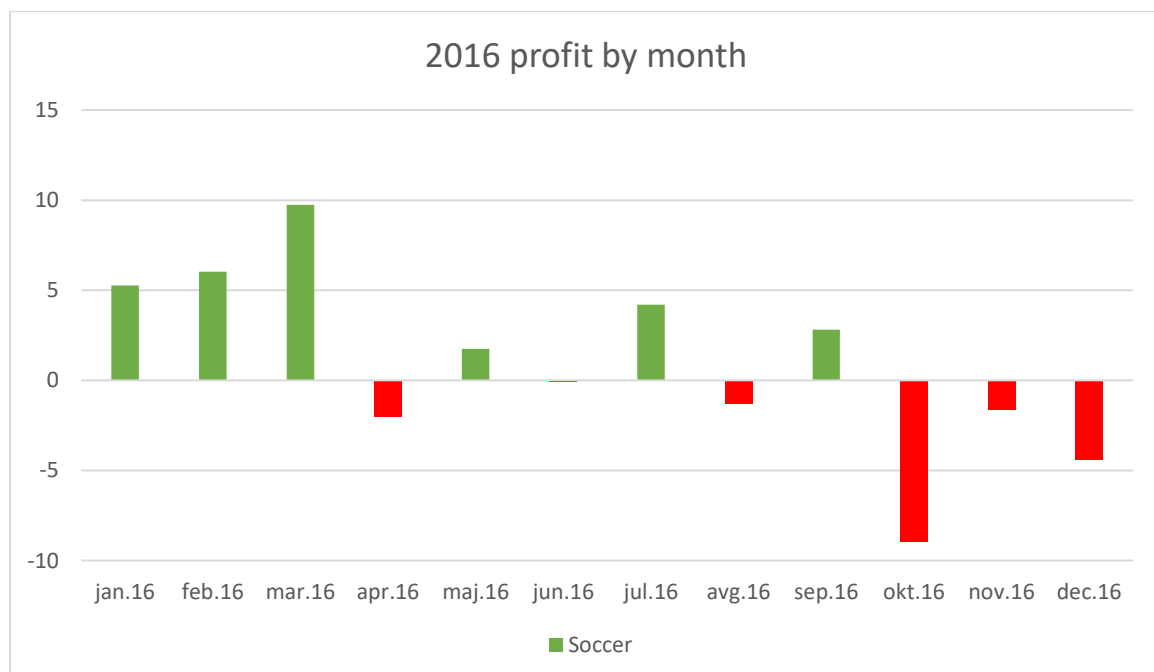
## Year 2016

We have started sending out soccer tips on 1<sup>st</sup> of January 2016. With the whole year covered, we ended the 2016 with 369 predictions in total.

With 369 predictions, the 2016 year resulted in the following statistics:

**52.2%** Win rate, **11.40** Units of profit and **2.8%** ROI.

Looking at how the predictions went month by month, we have come out with the following results:



The year started great, with 3 consecutive months with **5.27**, **6.03** and **9.75** units of profit, totalling **21.04** units of profit by the end of the March. However, April did not end so well, in fact it ended with

**2.05** units lost. May saw a small profit of **1.75** units, which almost compensated for poor performance in April. June ended with a **0.07** in red, which was not as bad, but we were hoping to continue with a profitable run. July was the 4<sup>th</sup> most profitable month of 2016, with **4.2** units.

Last 4 months ended badly (with exception of September, which ended with **2.82** units of profit), as they combined **-16.30** units lost. Despite the poor run in the last couple of months we still ended 2016 with a reasonable profit of **11.4** units.

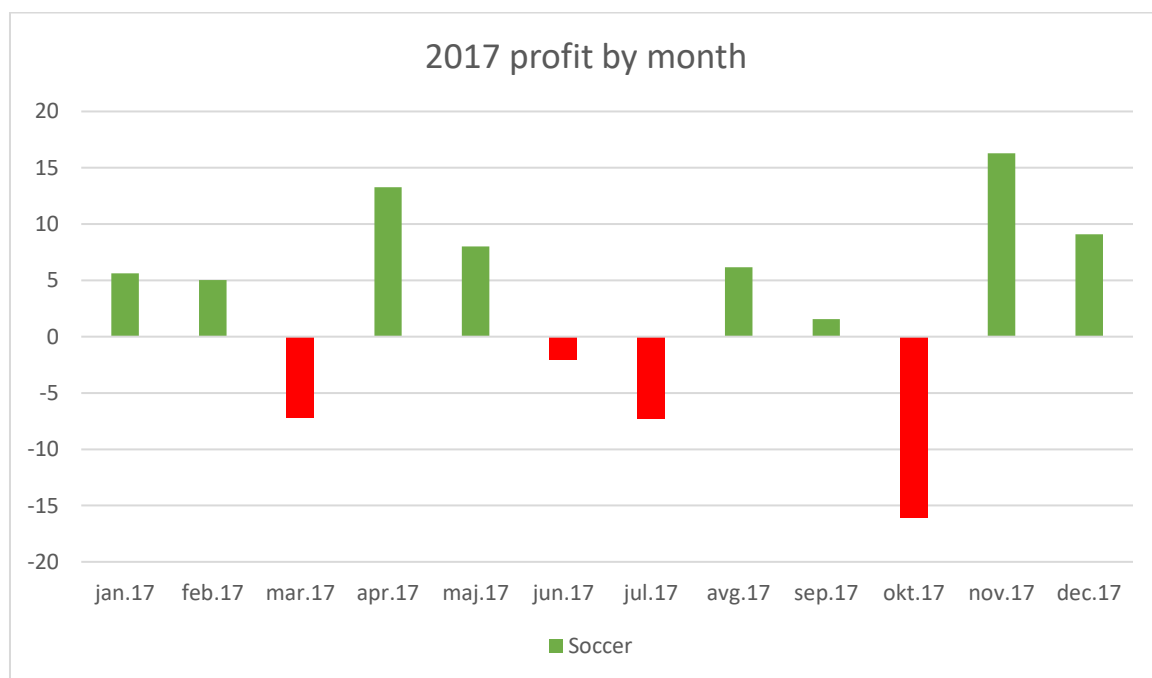
## Year 2017

Year 2017 saw a huge increase in bets sent, as we started advising on all major markets. From 369 sent in 2016, we almost tripled the amount, sending a total of 1081 predictions in the span of 2017.

With the total of 1081 predictions, we ended the year with the following statistics:

**51.6%** Win rate, **32.26** Units of profit and **2.8%** ROI.

Looking at how the predictions went month by month, we have come out with the following results:



The first 2 months of 2017 proven to be profitable, combining **10.67** units of profit. March on the other hand ended in red, with **7.23** units lost. April and May were once again profitable, with April more than compensating the loss in March, with **13.26** units of profit. With May adding another **8**, we were at **24.69** units of profit. June once again caused us some “small trouble”, as it ended with **2.1 units**. June continued this way, adding another **7.33** units loss to our record. August and September combined **7.72** units of profit, which compensated for June and July’s poor run. Once again, October was the worst month, totalling **16.09** units lost, which put us at **6.89** units of profit in total. Luckily, November and December ended the way we wanted, with **16.29** and **9.08** units of profit.

Despite some hiccups on the way to December, we ended the 2017 year with **32.26** units of profit.

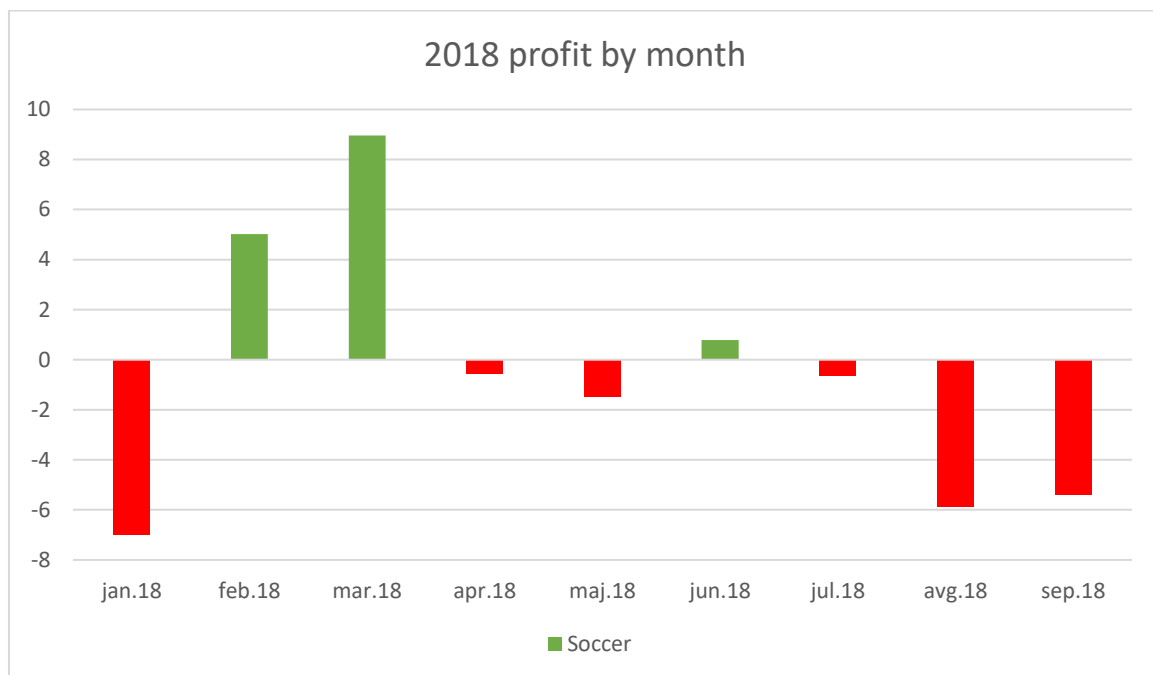
## Year 2018

Being that we are currently still in 2018, we will only cover the bets from 1<sup>st</sup> of January till 2<sup>nd</sup> of September. During that time period, we sent out a total of 364 predictions.

With a total of 364 predictions we are currently at the following statistics:

**45.6%** Win rate, **-6.21** Units of profit and **-1.6%** ROI.

Looking at how the predictions went month by month up until now, we have come out with the following results:



The start of the season did not look so bright, with January causing us to lose **6.99** units. February and March however looked much better, combining **13.98** units of profit, with March being the most profitable month in 2018 (**8.96** units). April, May, June and July saw small margins in profit and loss, combined a total of **1.93** units loss. August and September were once again in red, with **5.88** units lost in August and **5.38** units loss in September thus far.

Up until now, we are at **6.21** units, with the rest of the year still ahead of us.



## SOCCKER; NON-EU

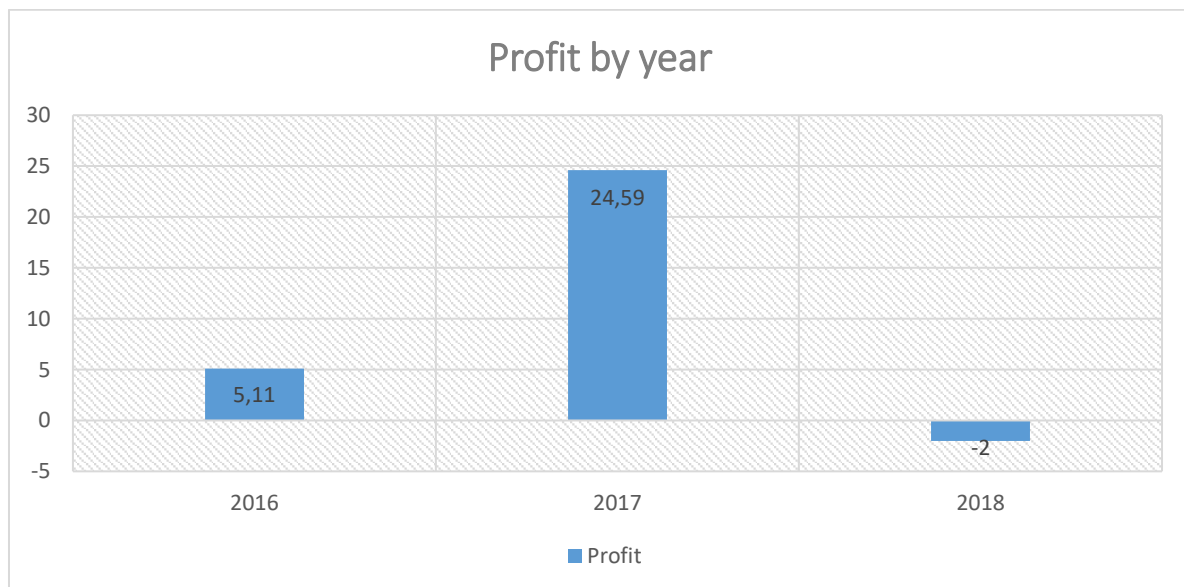
European soccer competitions were already covered before, so we will cover non-European soccer competitions in this part of the report.

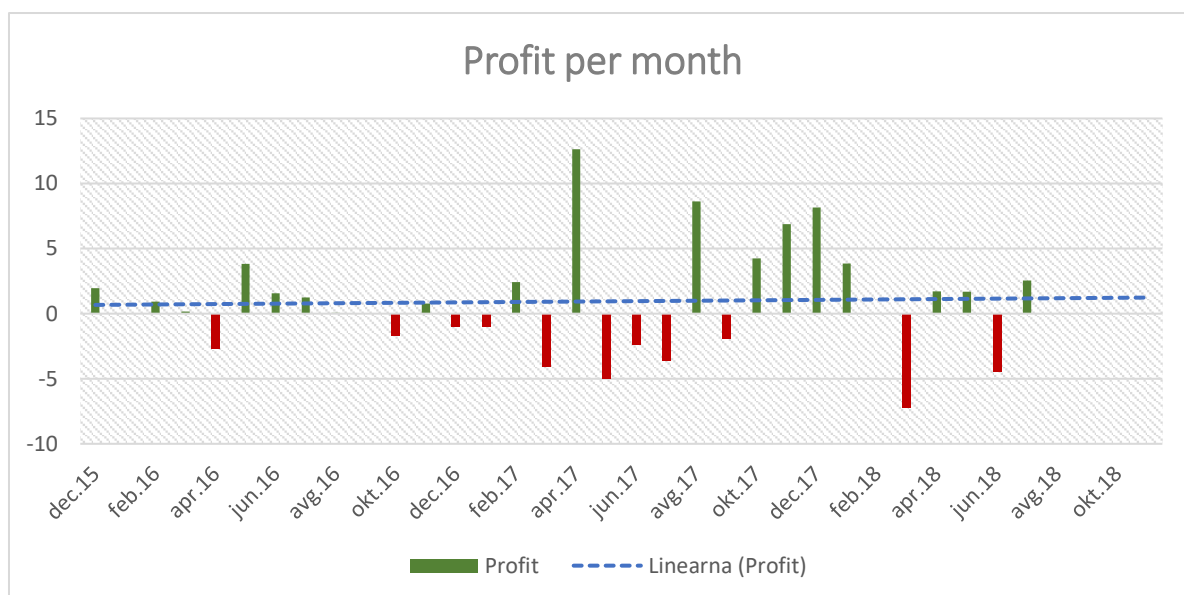
In this section we covered the following leagues; MLS, Japan J1 League, Japan J2 league, AFC Champions League, Brazilian Serie A, Argentina Primera Division, K1 League, Turkish league and Australian A-League.

We will not divide our report by leagues due to large amount of them, but rather look at the results from all of the mentioned leagues combined, as we did for European soccer.

We have started sending predictions for the mentioned leagues on 12<sup>th</sup> of December 2015, and are continuing doing so. At this point I must also mention, we will count the matches from 2015 under 2016 year, as there were only 2 which were sent in the December of 2015. Up until now, there have been 433 predictions sent out.

For our predictions, we used 4 bookmakers; Pinnacle, SBOBET, Dafabet/12Bet and 5 Dimes. **Pinnacle** was the most used bookmaker with 280 predictions, followed by **SBOBET** (122 predictions), **Dafabet/12Bet** (28 predictions) and **5Dimes** (3 predictions).





As it can be seen, our statistics for predictions started in December 2015 and ended in July 2018. Up until now, April 2017 was the most profitable month with **12.63** units of profit. August 2017 and December 2017 both saw similar results with **8.63** units of profit in August and **8.16** units of profit in December.

As for the least profitable month, that title belongs to March 2018, with **7.25** units lost. The 2<sup>nd</sup> place for the least profitable month, belongs to May 2017, with **4.97** units in red. Closely behind was June 2018 with **4.5** units lost.

In total, combining all the predictions up until now, our predictions ended with:

**50.1%** win rate, **27.7** units of profit and **6.0%** ROI.

## Year 2016

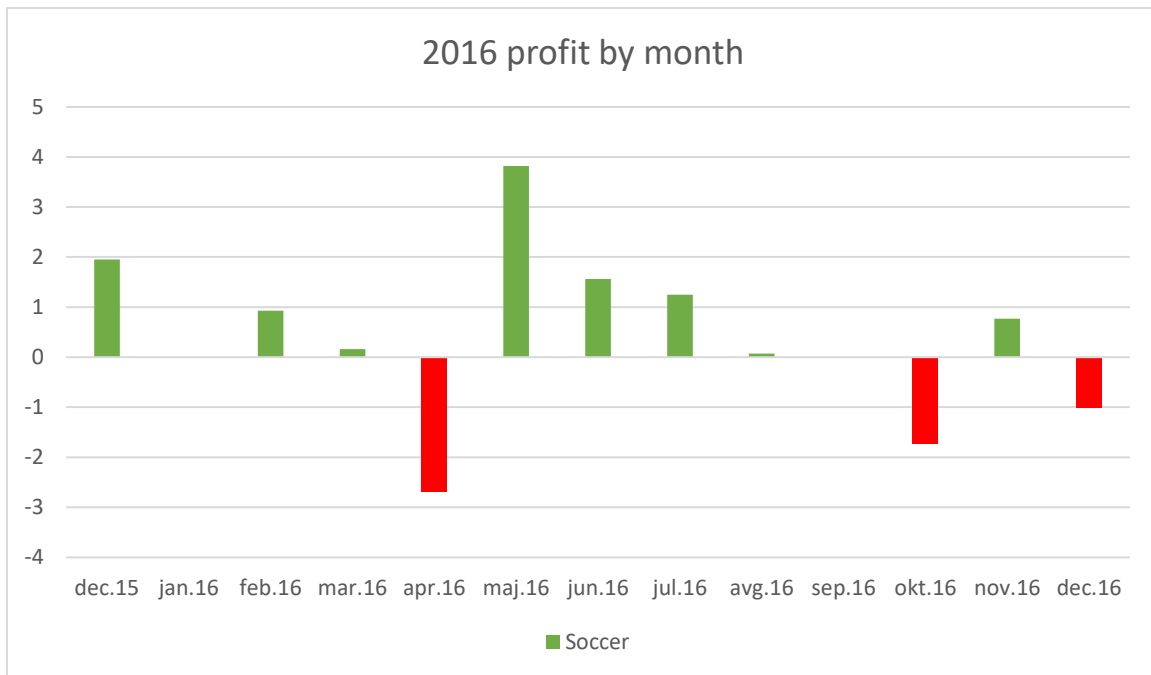
As mentioned before, our tips started in December 2015, but due to low number sent in that month (2 predictions), we counted them under year 2016.

So counting the mentioned bets from 2015 and predictions sent from 1<sup>st</sup> of January till 31<sup>st</sup> of December 2016, we ended the year 2016 with a total of 50 predictions.

With 50 predictions, the 2016 year resulted in the following statistics:

**59.5%** Win rate, **5.11** Units of profit and **9.8%** ROI.

Looking at how the predictions went month by month, we have come out with the following results:



December 2015 saw a reasonable profit, with **1.95** units in green. In January 2016 that followed, we did not send any predictions, thus no data in the graph. February (**0.93** profit) and March (**0.16** profit) were both profitable months. At this point, we were **3.04** units in profit, but due to poor performances in April (**-2.68** units), which was also the worst month in 2016 our total profit dropped to **0.36** units. May, June, July and August were all profitable, combining **6.7** units of profit, with May being the most profitable month of the 2016 (**3.82** units). September 2016 saw no predictions being sent, thus no data for it. The last 3 months combined **1.95** units lost, due to poor performance in October (**-1.72**) and December (**-1**).

Despite poor performance of last months, we still ended the year with **5.11** units of profit.

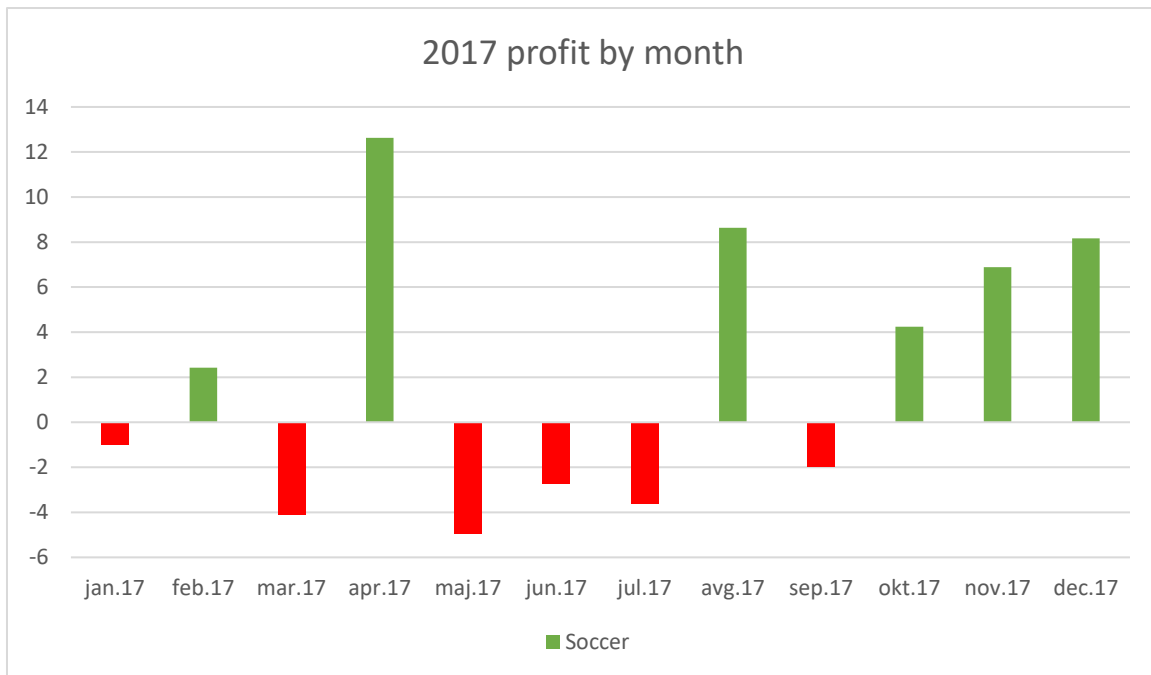
## Year 2017

Comparing Year 2017 to 2016, we sent out almost six times the amount of predictions that we saw in 2016. The total number of predictions in 2017 was 285 from 1<sup>st</sup> of January till 31<sup>st</sup> of December 2017.

With the total of 285 predictions, we ended the year with the following statistics:

**50.8%** Win rate, **24.59** Units of profit and **8%** ROI.

Looking at how the predictions went month by month, we have come out with the following results:



Looking at the start of the year, the first 2 months were not anything huge, with only a small variation of **-1** units in January and **2.42** profit in February. March that followed, was in red, losing us **4.1** units. At this point we were at **-2.68** units in total. Luckily, our predictions performed well in April, bringing us **12.63** units of profit. April 2017 was not only the most profitable month in 2017, but the most profitable month out of all the months we covered so far. The next 3 months performed terribly, combining **11.31** units lost. At this point, we were at **-1.35** units in total. However, the last 5 months went the way we wanted, combining **22.34** units of profit, with September being the only month that was in red (**-1.51**).

Due to great performance in August (**8.63**), October (**4.24**), November (**6.89**) and December (**8.16**) we more than compensated the negative months, ending the year with a respectable **24.59** units of profit.

## Year 2018

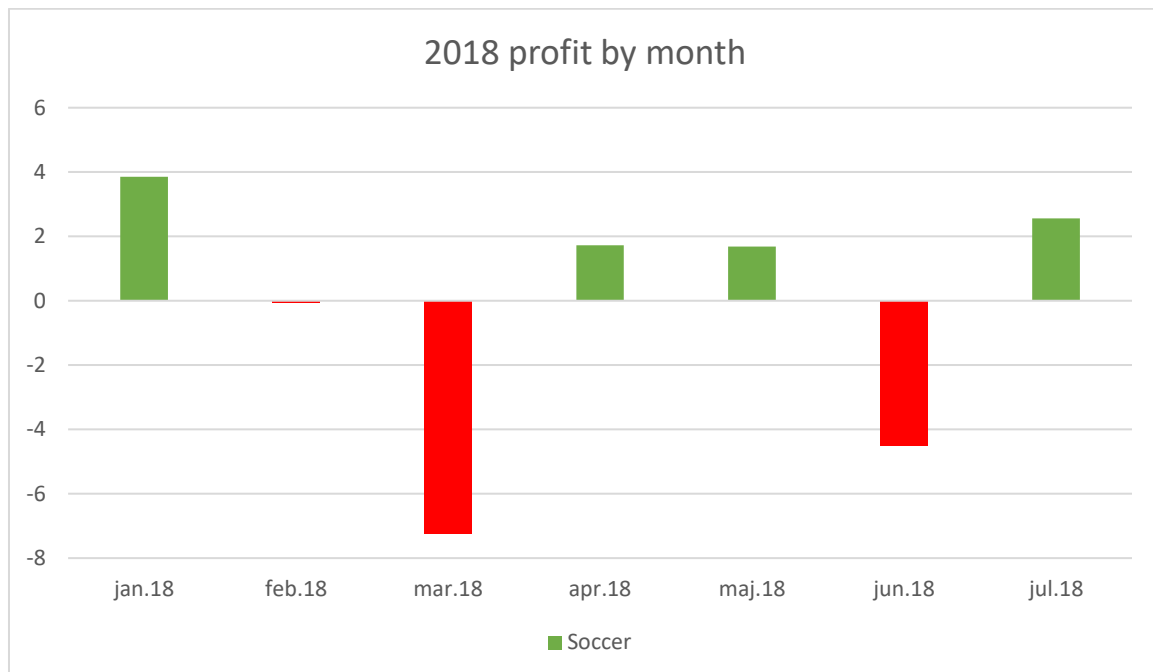
In this section we will cover bets sent from the start of 2018 up until 22<sup>nd</sup> of July, as that's when the last prediction was sent out. We will still continue sending out the predictions, so this section won't be complete. It will however show how our predictions went thus far.

Up until 22<sup>nd</sup> of July we sent out 98 predictions.

With a total of 98 predictions we are currently at the following statistics:

**43.8%** Win rate, **-2** Units of profit and **-2%** ROI.

Looking at how the predictions went month by month up until now, we have come out with the following results:



We started 2018 with a **3.85** profit in January, however it all turned around with poor performance in February (**-0.05**) and March (**-7.25**). At this point we were at **-3.45** units. April and May were both profitable with **1.72** and **1.68** units, but it was still not enough to compensate the poor run in February and March, as we were still at **0.06** units in red.

June that followed was once more in the red, adding additional **4.5** units lost to our record. June however saw positive result with **2.56** units, but it was not enough to bring us in profit, as we are now at **-2** units.

## USA SPORTS (NFL, NBA, NCAAF, NCAAB, WNBA)

We have started betting on USA sports on 9<sup>th</sup> of September 2016. Since then, a total of 781 predictions were sent out. Those predictions were divided by sports as follows:

- 205 predictions of NBA
- 9 predictions of WNBA
- 172 predictions of NFL
- 122 predictions of NCAAB
- 252 predictions of NCAAF

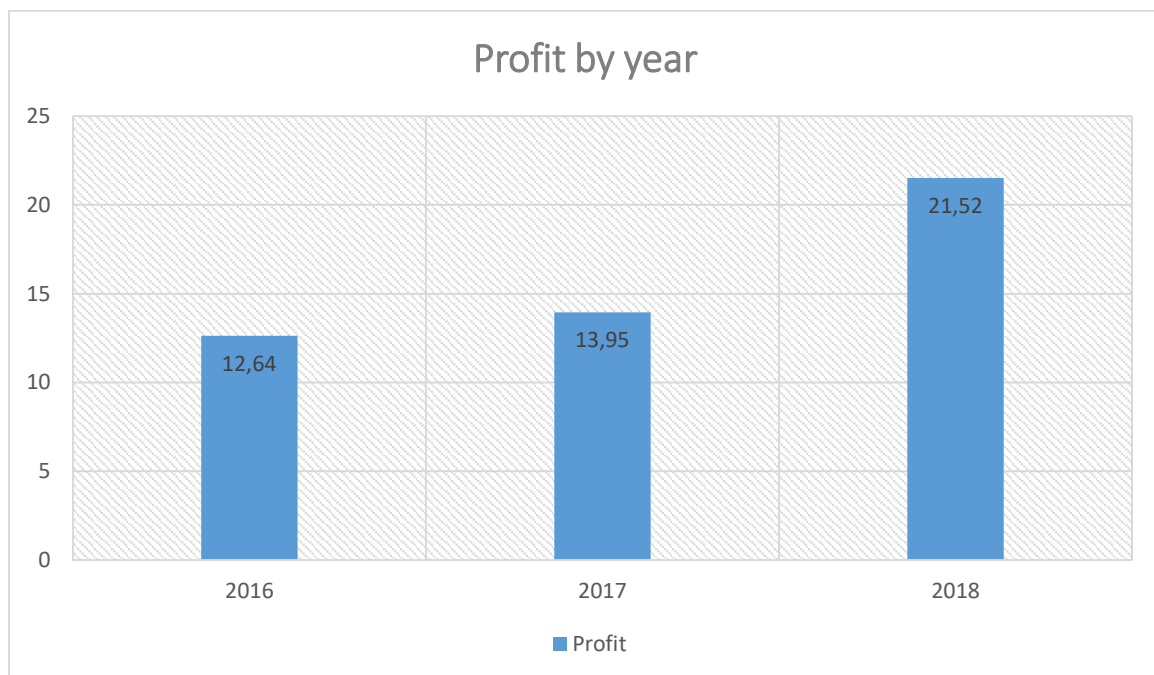
NCAAF with the most predictions sent out had **52.4%** win rate with **8.56** units of profit and **3.3% ROI**. NBA saw **54.6%** win rate, totalling a **20.03** units of profit and **9.4% ROI**. NFL with 89 predictions had a **51.7%** win rate with **9.85** units of profit and **5.5% ROI**.

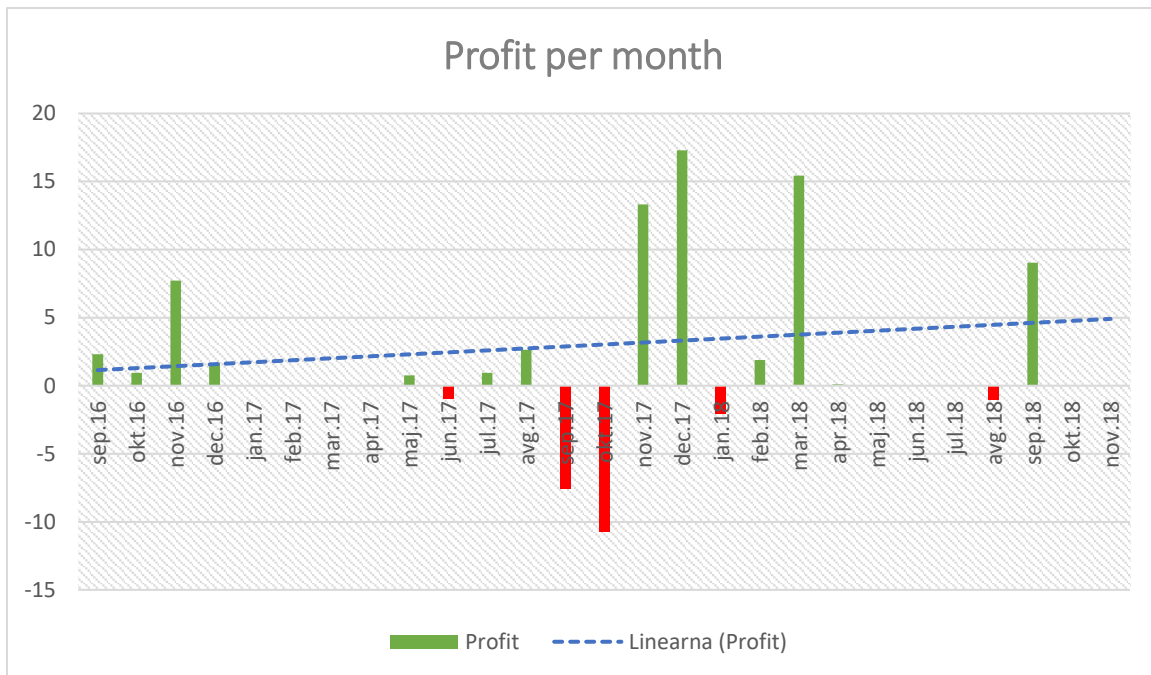
NCAAB with 122 predictions had **51.6%** win rate with **8.96** units of profit and **7.1% ROI**.

The last, WNBA had the least amount of predictions, totalling 9, but saw the highest win rate at **55.6%**, with **0.71** units of profit and **7.1% ROI**.

In total, our predictions ended with **52.8%** win rate, **48.11** units of profit and **6.1 % ROI**.

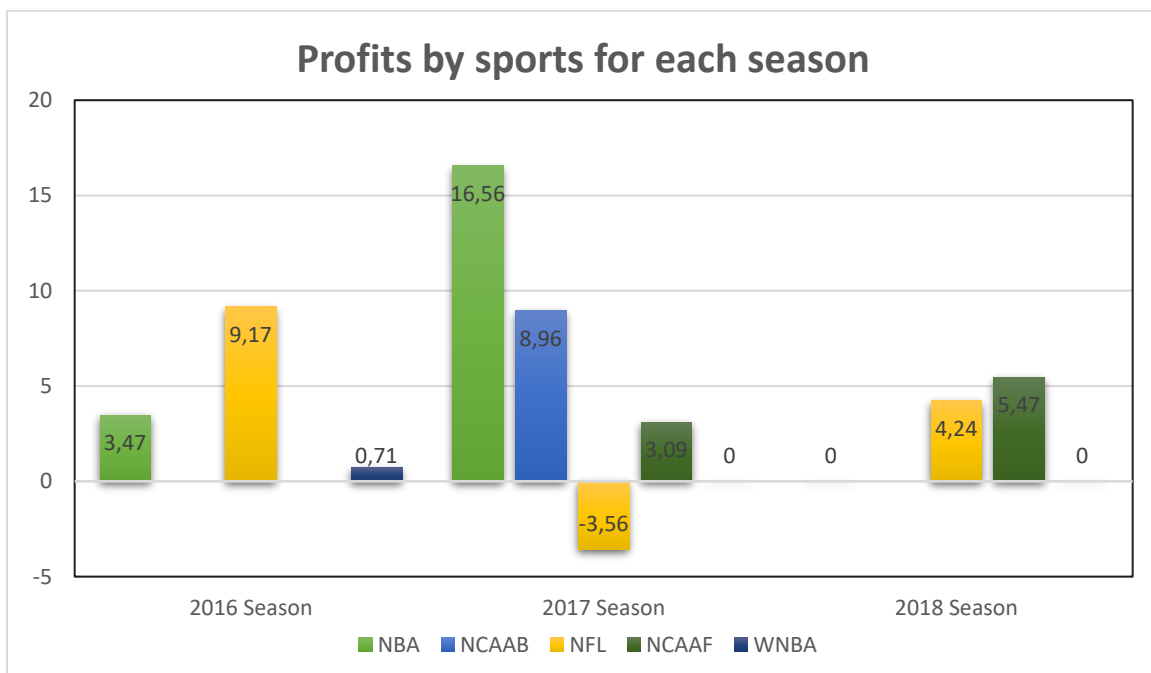
Most of our predictions used **Pinnacle** (471), followed by **5Dimes** (162) and **SBOBET** (88). In lesser extend we also used the following bookmakers; **Dafabet/12Bet** (16), **Matchbook** (13) and **Bovada**, with only 1 pick.





Our most profitable month so far was December 2017, which saw **17.29** units of profit, closely followed by March 2018 (**15.43** units of profit) and November 2017 with **13.32** units of profit.

On the other side, October 2017 was the least profitable month with **10.7** units lost, followed by September 2017 with **7.57** lost units.



Out of all the US sports we cover, NBA proven to be the most profitable; with **20.03** units of profit. Thus far it also holds the highest profit per season out of all the sports, with **16.56** units in 2017/18 season. The 2<sup>nd</sup> most profitable sport is NFL with **9.85** units of profit thus far, with the most profitable season being 2016/17 season (**9.17** units). It is also the only sport that saw a negative result. We had a **3.56** unit loss in 2017/18 season.

## Year 2016

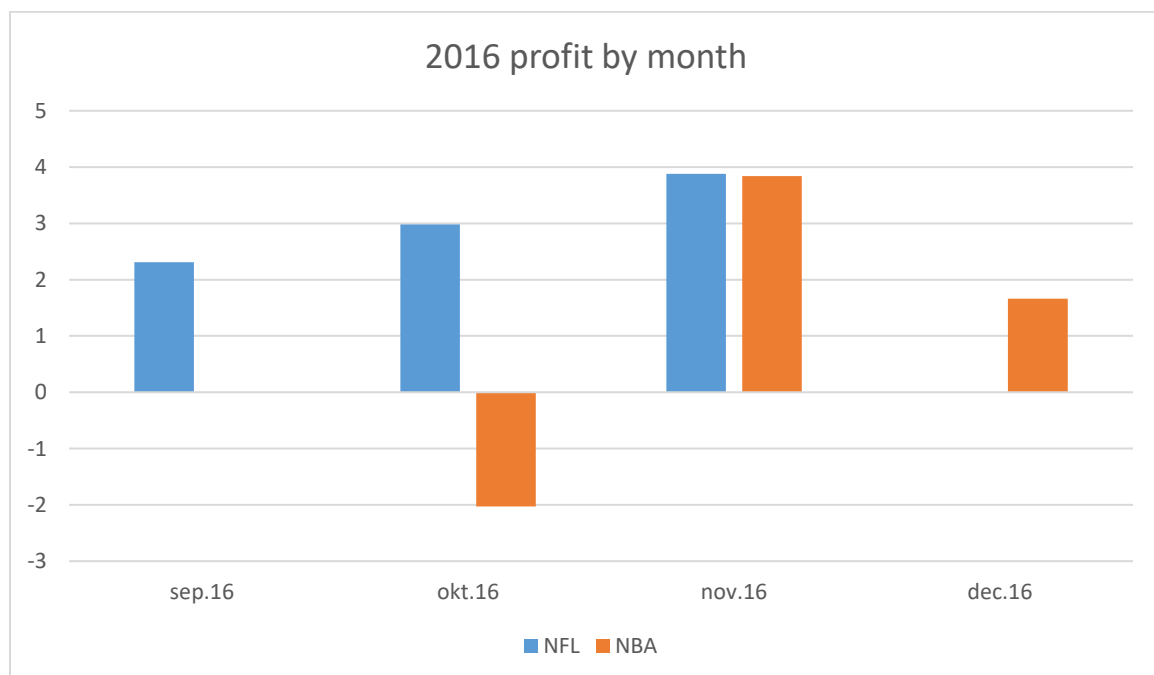
In 2016 we started sending out tips on 9<sup>th</sup> of September. In that year we only covered 2 US sports; NFL and NBA. With a total of 63 predictions.

With a total of 36 bets, NFL had the highest profit (**9.17** units) in addition to having the highest win rate (**63.9%**) and **24.8% ROI**. 27 NBA prediction resulted in **59.3%** win rate, with **3.47** units of profit and **12.4% ROI**.

In total, the year 2016 resulted in the following statistics:

**61.9%** Win rate, **12.64** Units of profit and **19.4%** ROI.

Looking at how the predictions went month by month, we have come out with the following results:





As it can be seen, November was by far the most profitable month, totalling **7.72** units of profit, with both sports seeing close to 4 units of profit each. On the other side, October proven to be the worst performing month, with only **0.95** units of profit.

### Year 2017

On contrary to 2016, we have added 3 new sports in 2017. Those were; WNBA, NCAAF and NCAAB, which meant we covered 5 sports, totalling in 545 bets in 2017.

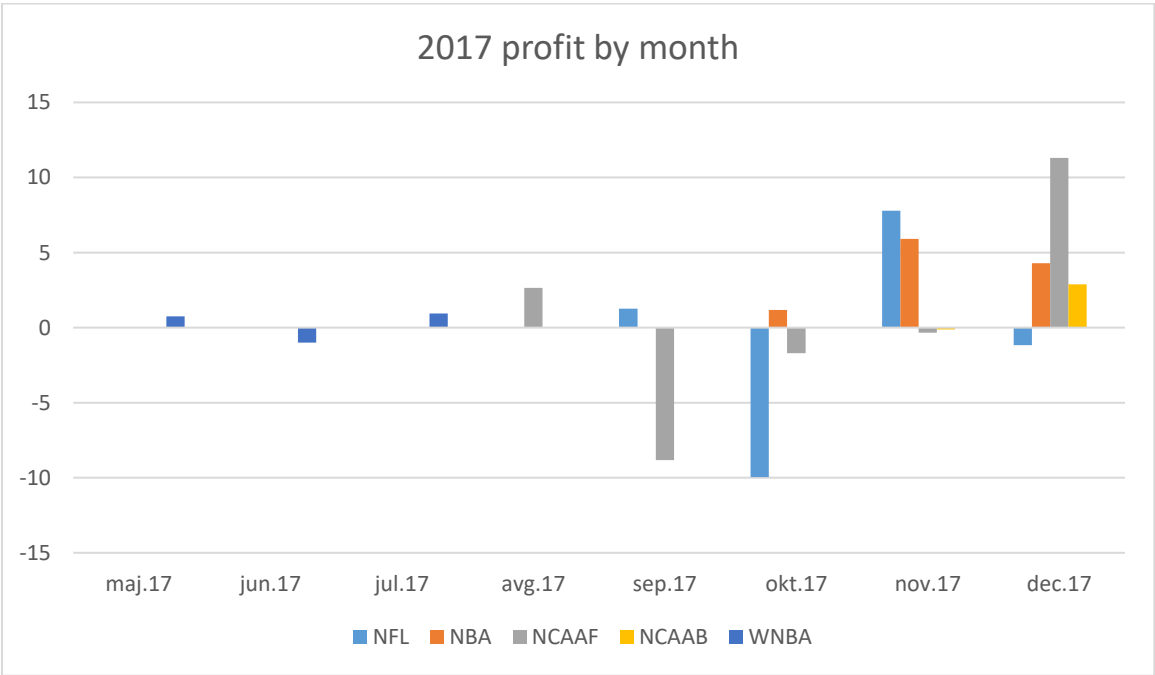
With a total of 545 bets, we had a **51.4%** win rate, with **13.95** units of profit and **2.5%** ROI

This year, the NBA proved to be the most profitable, with **9.53** units, it also held a **53.7%** win rate and **6.8 ROI**. NCAAF had a total of **3.09** units of profit with **51.4%** win rate and **1.4% ROI**. NCAAB predictions resulted in **0.18** units of profit, with **50.7%** win rate and **0.3% ROI**. NFL was the only sport with a negative win rate, sitting at **48.7%**, however still held a **0.44** units of profit and **0.4% ROI**. WNBA only saw 9 bets sent out but managed to bring **0.77** units of profit with **55.6%** win rate and **7.1% ROI**.

In total, the year 2017 resulted in the following statistics:

**51.4%** Win rate, **13.95** Units of profit and **2.5%** ROI

Looking at how the predictions went month by month, we have come out with the following results:



Keep in mind, US bets started from May 2017 and not January 2017.

From our graph, it can be seen December was the most profitable month, totalling **17.29** units of profit. It was closely followed by November, which had **13.32** units of profit. Once again, October was the least profitable month, losing **10.07** units, with September closely behind, resulting in **7.57** lost units.

## Year 2018

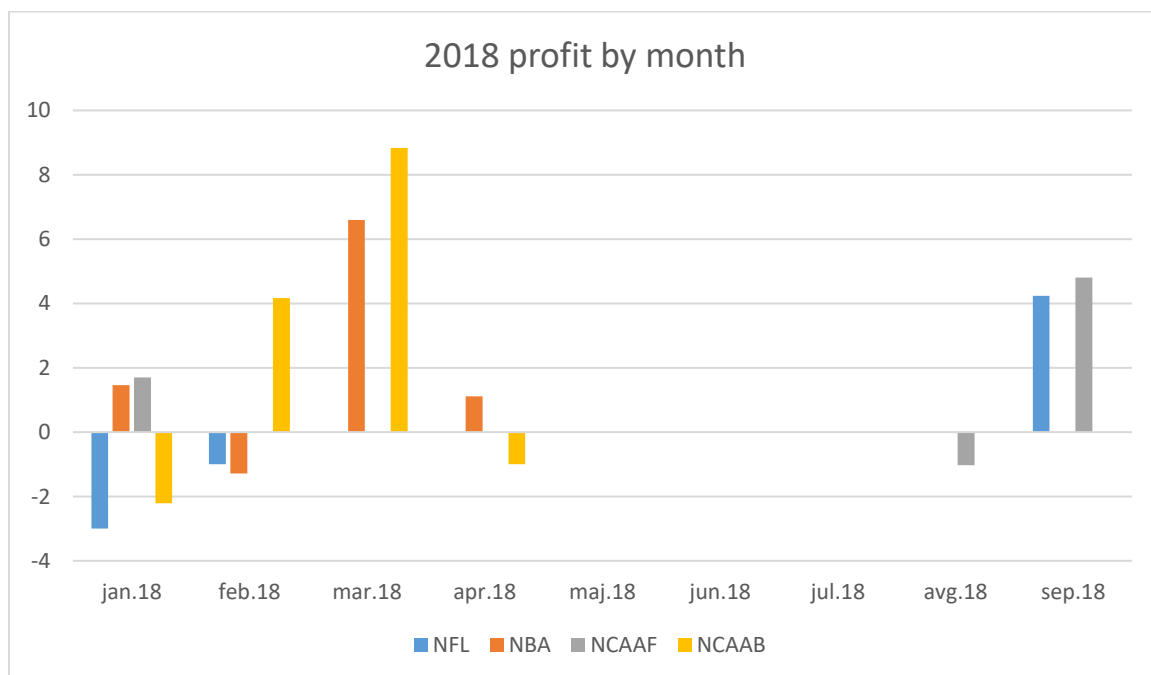
In 2018, we only focused on 4 US sports, not including WNBA. Up until 16<sup>th</sup> of September, we have had 152 bets in total, resulting in **21.52** units of profit, **53.9%** win rate and **13.5%** ROI.

Out of the 4 sports we cover, NCAAB is the most profitable as of now, with **8.78** units of profit, with **52.7%** win rate and 15.4 ROI. NBA is closely behind with **7.03** units of profit, with **54.5%** win rate and **15.6% ROI**. NCAAF is sitting at the 3<sup>rd</sup> spot with **5.47** units of profit, with the highest win rate out of 4 (**58.3%**) and **14.4% ROI**. With the least amount of picks, NFL has **0.24** units of profit, with **47.1%** win rate and **1.3% ROI**.

Up until now, the year 2018 resulted in the following statistics:

**53.9%** Win rate, **21.52** Units of profit and **13.6%** ROI.

Looking at how the predictions went month by month, we have come out with the following results:



Out of all the months covered by now, March was the most profitable, with **15.43** units of profit. 2<sup>nd</sup> most profitable month was February, with **1.88** units. Keep in mind, we are not counting current month (September) which is at **9.04** units of profit. On the other side, January ended being the least

profitable month, with **2.05** units lost. The 2<sup>nd</sup> worst month profit wise, was April which saw only **0.11** units of profit.

As it can be seen, we did not cover any events in June and July, thus no data in the chart for the mentioned months.

## 2018 Season

Being that we are currently in 2018 Season of betting on US sports, we will briefly mention the sports we are covering as of now. Keep in mind 2018 season is not the same as year 2018 (which was calculated from 1<sup>st</sup> of January to 16<sup>th</sup> of September), but it counts from 30<sup>th</sup> of August 2018 up until 16<sup>th</sup> of September.

In 2018 Season, we are currently only betting on NCAAF and NFL, as other sports have yet begun. Up until now we are seeing the following results.

NFL with 13 picks saw **4.24** units of profit, with **61.5%** win rate and **30.3% ROI**.

NCAAB with 19 picks saw **3.77** units of profit with **55.9%** win rate and **10.8% ROI**.

In total (for 2018 Season) the results are as follows;

47 picks, **8.01** units of profit with **57.4%** win rate and **16.3% ROI**.

## GOLF

In addition to other sports, we are also sending out predictions on golf tournaments. We started with golf betting in 2010, however the bets that are verified start on 27<sup>th</sup> of September 2017, so we will only cover the predictions from 27<sup>th</sup> September 2017 up until now.

As of now, we are still sending out predictions during PGA/LPGA, Champions Tour, Ladies European Tour and European Tour. In total we have sent out a total of 138 predictions (that were verified), the number of predictions by the event are as follows:

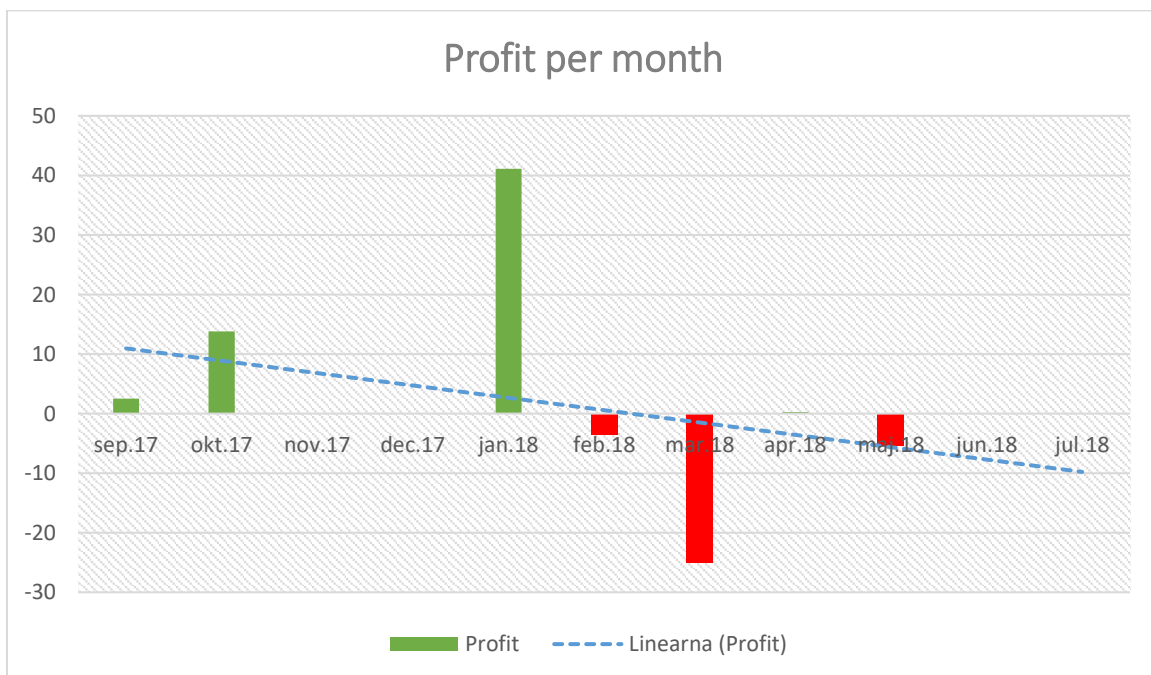
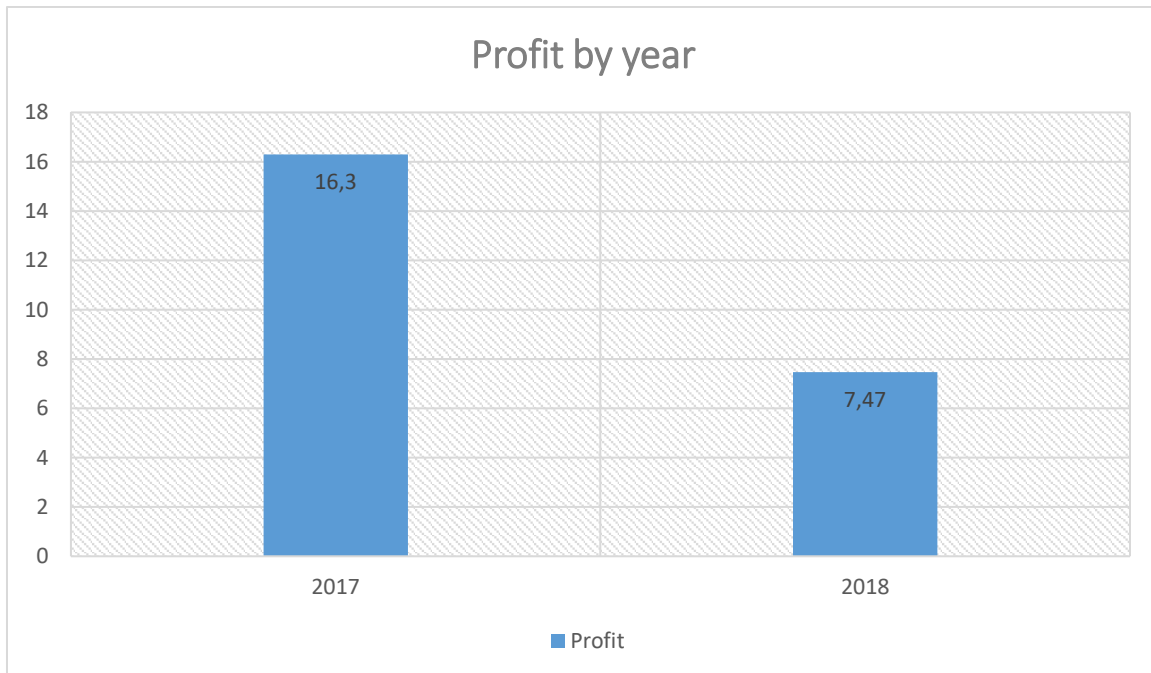
- PGA tour; 91 predictions
- European Tour; 40 predictions
- LPGA Tour; 4 predictions
- Ladies European Tour; 2 predictions
- Champions Tour; 1 prediction

Out of the 5, PGA Tour proved to be the most profitable with **43.02** units of profit, with **16.5%** win rate and **34.1% ROI**. Second in profit was Ladies European Tour with **14.75** units of profit, with **100%**

win rate and **368.8% ROI**. European Tour ended with **25 units lost**, with **5% win rate** and **-47.2% ROI**. Champions Tour saw **1 unit lost** with **0% win rate** and **-100% ROI**. LPGA also ended with negative result; **8 units lost**, with **0% win rate** and **-100% ROI**.

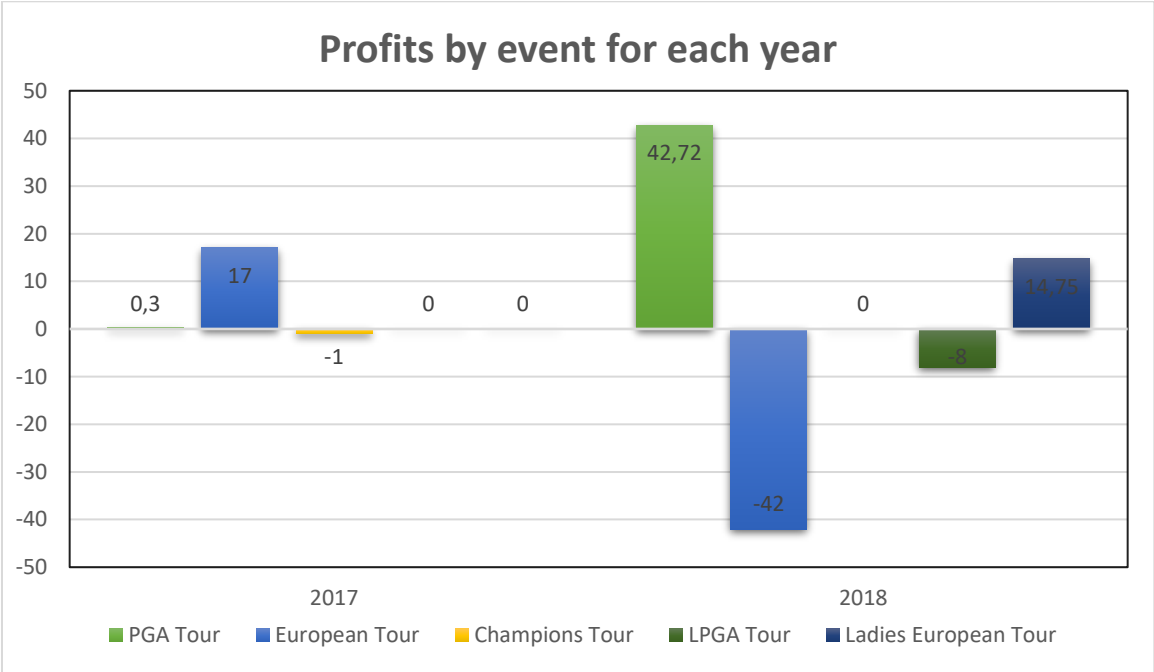
Despite a poor run in European Tour (**-25 units**), Champions Tour (**-1 unit**) and LPGA Tour (**-8 units**), we managed to stay in a healthy profit, mostly due to great results in PGA Tour (**43.02 profit**)

In total, our predictions ended with **13.8% win rate**, **23.77 units of profit** and **12.4% ROI**. For our predictions, we only used 3 bookmakers; Betfair, Pinnacle and Bet365. Out of the 3, we picked **Bet365** most frequently (115 predictions), followed by **Betfair** (16 predictions) and **Pinnacle** (only once).



Our most profitable month so far was January 2018, which saw **41.1** units of profit, followed by October 2017 (**13.8** units of profit)

On the other side, March 2018 was the least profitable month with **25** units lost, followed by February 2018 with **19.54** lost units.



Out of all the events, LPGA Tour was the most profitable with **43.02** units of profit. Thus far it also holds the highest profit per year out of all the golf events with **42.72** units in 2018. The 2<sup>nd</sup> most profitable event was Ladies European Tour with **14.75** units of profit in 2018. On the other hand, European Tour saw the worst record out of 5, with a **42** unit loss in 2018. Champions Tour and LPGA Tour both resulted in a loss; Champions Tour saw **1** unit loss in 2017, whereas LPGA Tour ended with **8** unit loss in 2018.

### Year 2017

We started sending out verified tips on 27<sup>th</sup> of September 2017. Up until the start of 2018, we have sent out 17 predictions, covering only 2 months, September and October with 3 events; PGA Tour, European Tour and Champions Tour.

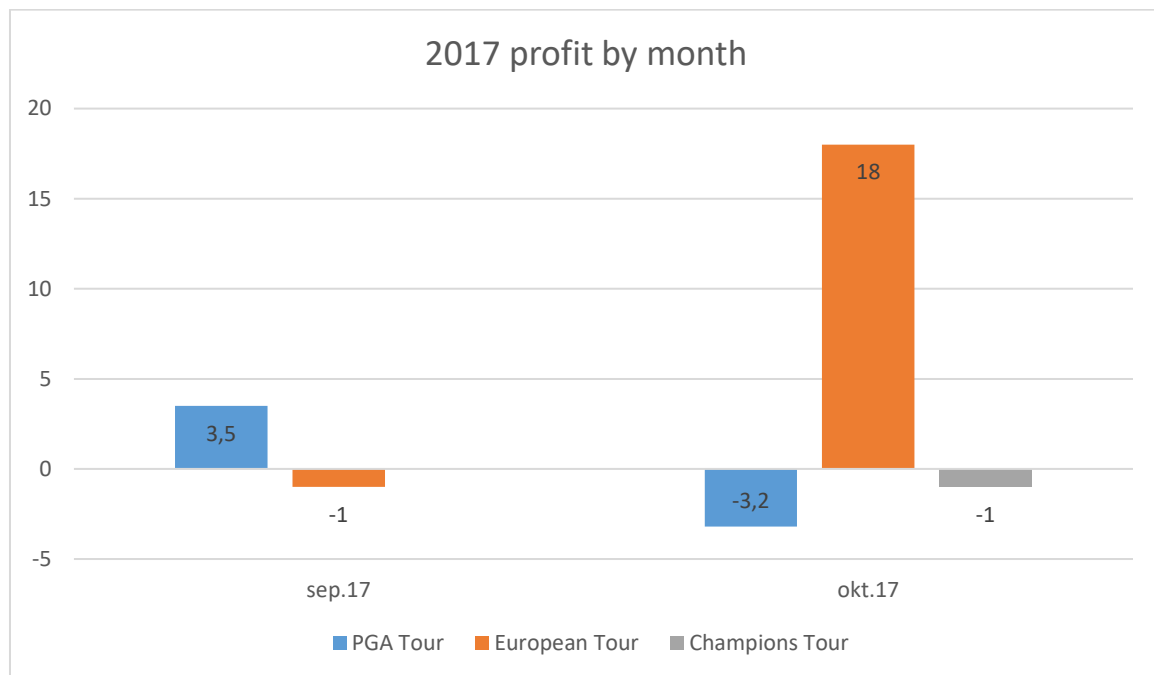
With 10 predictions, PGA Tour ended with **0.3** units of profit, with **20%** win rate and **3% ROI**. European Tour saw 6 predictions being sent out, ending with **17** units of profit, with **16.7%** win rate

and **283.3% ROI**. We have sent out only 1 prediction for Champions Tour, which failed to win, thus resulting in **1 unit loss** with **0% win rate** and **-100% ROI**.

In total, the year 2017 resulted in the following statistics:

**17.6%** Win rate, **16.30** Units of profit and **95.9%** ROI.

Looking at how the predictions went month by month, we have come out with the following results:



October was far more profitable compared to September, with **13.8** units of profit, due to excellent performance of European Tour predictions (**18 units of profit**). September ended with only **2.5** units of profit, due to **3.5** units of profit from PGA Tour predictions.

## Year 2018

In 2018 we covered 2 additional events; LPGA Tour and Ladies European Tour, however we did not include Champions Tour. In total, we sent out 121 predictions in 2018 thus far.

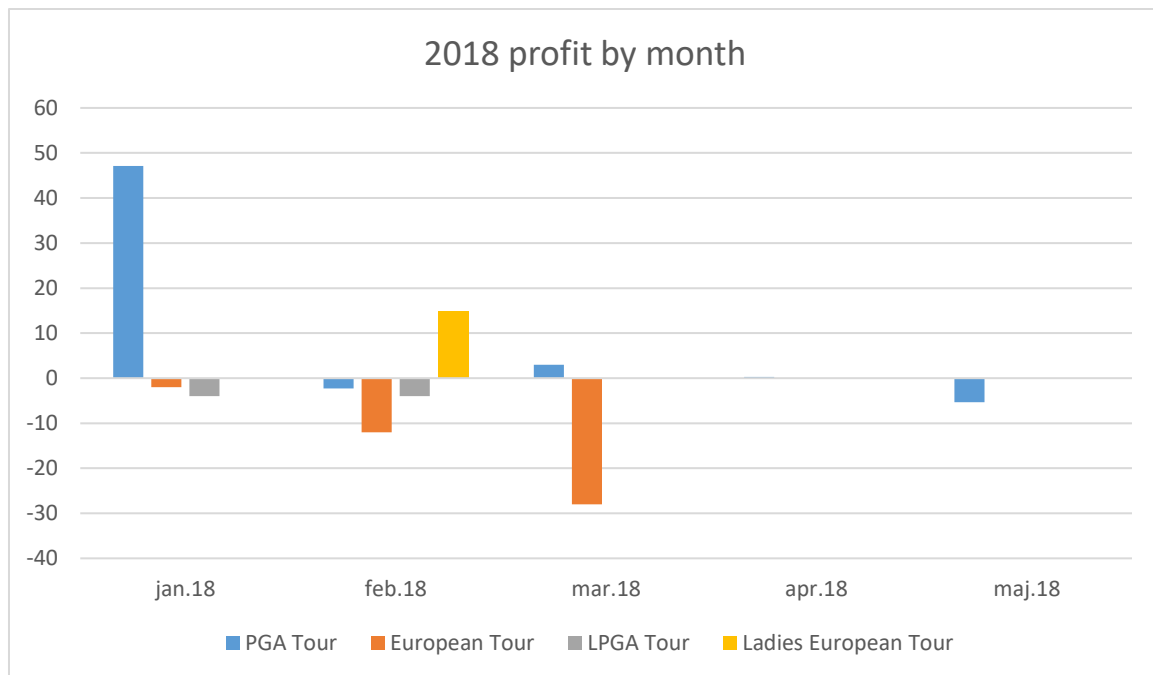
With a total of 121 bets up until September 16th, we had a **13.2%** win rate, with **7.47** units of profit and **4.3%** ROI.

Out of the 4 events we covered, PGA Tour is the most profitable as of now, with **42.72** units of profit, with **16%** win rate and **36.8% ROI**. The 2<sup>nd</sup> most profitable event proven to be Ladies European Tour, with **14.75** units of profit, **100%** win rate and **368.8% ROI**. On the other hand, European Tour ended with **42** units lost, with **2.9%** win rate and **-89.4% ROI**. LPGA Tour ended with **8** units lost, with **0%** win rate and **-100% ROI**.

Up until now, the year 2018 resulted in the following statistics:

**13.2%** Win rate, **7.47** Units of profit and **4.3%** ROI.

Looking at how the predictions went month by month, we have come out with the following results:



Out of all the months covered in 2018, January was the most profitable, with **41.10** units of profit. On the other hand, February saw a **3.54** unit loss. March ended as the worst month in 2018, with **25.00** unit loss. April saw only **0.25** unit profit due to PGA Tour, which was the only event covered that month. May was once again in red, with **5.34** units lost.

Keep in mind, we did not cover April, thus no data for that month.

# TENNIS

We have started sending out Tennis tips in 2016, however up until the end of 2017/start of 2018, the sample size of verified tips is too small for it to be relevant for us to cover here. So, we will focus on tips starting on 29<sup>th</sup> of December 2017 up until July 2018.

At this point I must also mention, we have a very selective approach when it comes to picking tennis predictions, thus we do not send out as many predictions as we could.

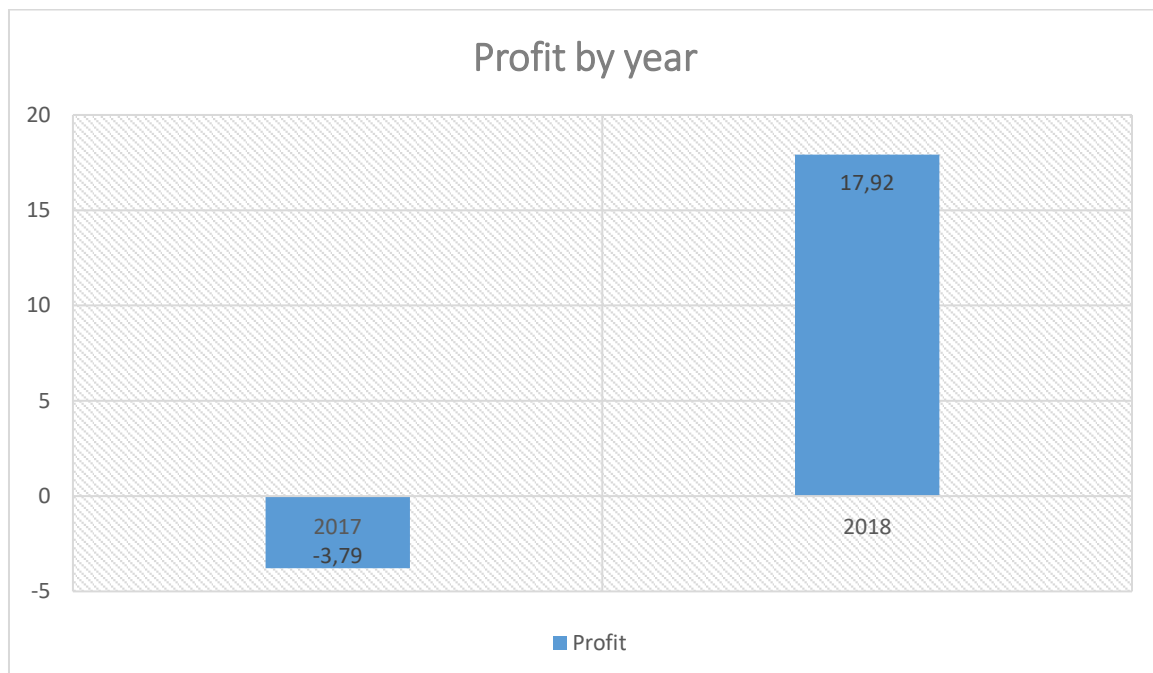
As of now, we are covering ATP and WTA tournaments. In the time period from December 2017 till July 2018, we have sent out 141 predictions, the number of predictions by the event are as follows:

- ATP; 16 predictions
- WTA; 125 predictions

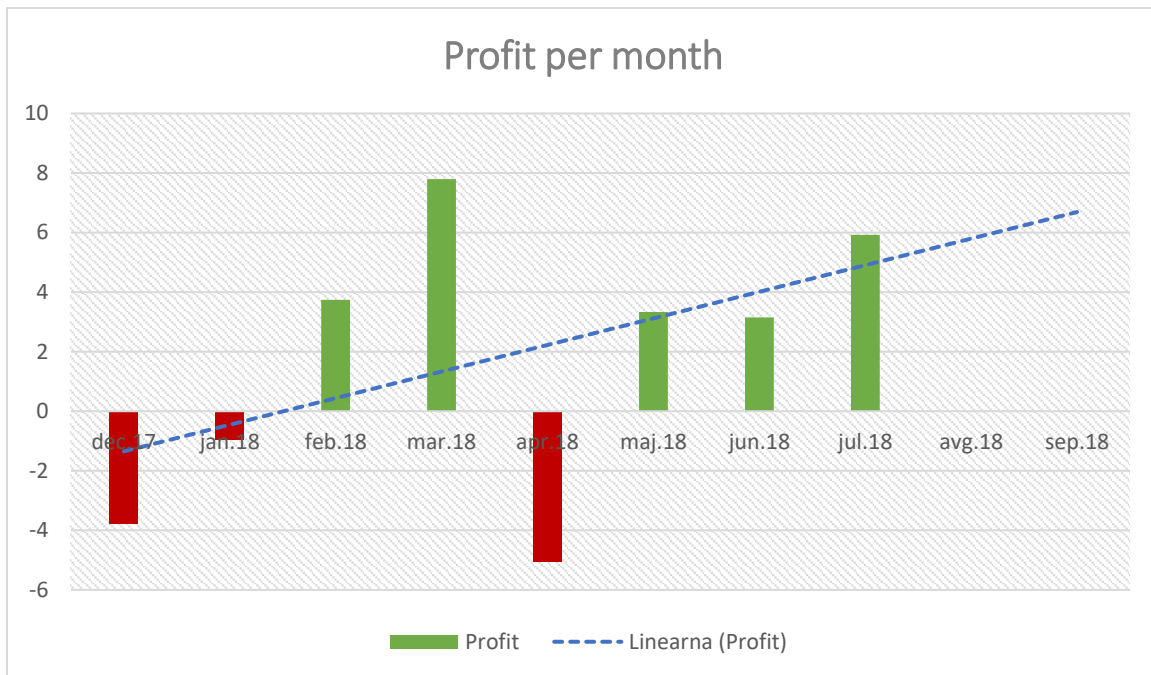
Out of the 2, WTA was the most profitable, with **20.73** units of profit, with **47.2%** win rate and **16.5% ROI**. ATP however is in the red, with **6.6** units lost, with **25%** win rate and **-41.3% ROI**.

In total, our predictions ended with **44.7%** win rate, **14.13** units of profit and **10%** ROI.

For our predictions, we used 4 bookmakers. Out of the 4, **Pinnacle** was used for majority of the picks (122 predictions). Less popular bookmakers were; **SBOBET** (9 predictions), **5Dimes** (8 predictions) and **Dafabet/12Bet** (2 predictions).

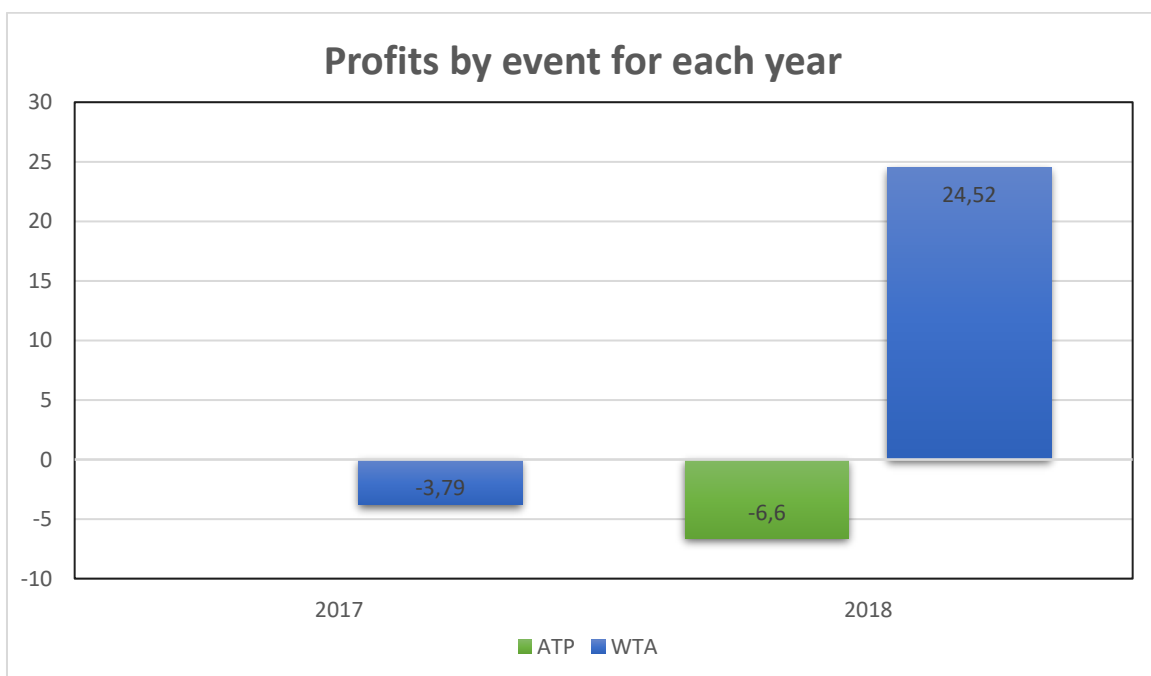






As of now, our most profitable month was March 2018, with **7.79** units of profit, followed by July 2018, with **5.92** units of profit.

On the other side, April 2018 was the least profitable month, with **5.05** units lost, followed by December 2017 with **3.79** units lost.



We have started covering ATP in 2018, so there is no data regarding its performance in 2017. Up until now, it's **6.6** units in red. WTA on the other did not perform well in 2017, as it saw **3.79** units lost, however looking at year 2018, WTA is **24.52** units in profit as of now. That also makes it the most profitable out of the two.

## Year 2017

As mentioned before, we will only cover results from 29<sup>th</sup> of December 2017, so regarding this section only the last month or better yet, only the last few days of 2017 come into account.

From 29<sup>th</sup> of December, up until 1<sup>st</sup> of January 2018 we sent out 13 predictions, covering only WTA.

With 13 predictions, WTA ended with **3.79** units lost, with **38.5%** win rate and **-29.2% ROI**.

In total, the year 2017 resulted in the following statistics:

**38.5%** Win rate, **3.79** units lost and **-29.2%** ROI.

There is nothing much to talk about here, neither is there a need for a graph, as only last 3 days of December were covered. Sadly, the final result was **3.79** units lost, which also concluded the year 2017. Keep in mind we are only counting verified predictions, so we are not counting in predictions we used prior to 29<sup>th</sup> of December 2017, which would make the final result be positive.

## Year 2018

On the contrary to year 2017, we had a lot more verified predictions for this year. In addition to WTA, we also started covering ATP. In total 128 predictions were sent out up until now.

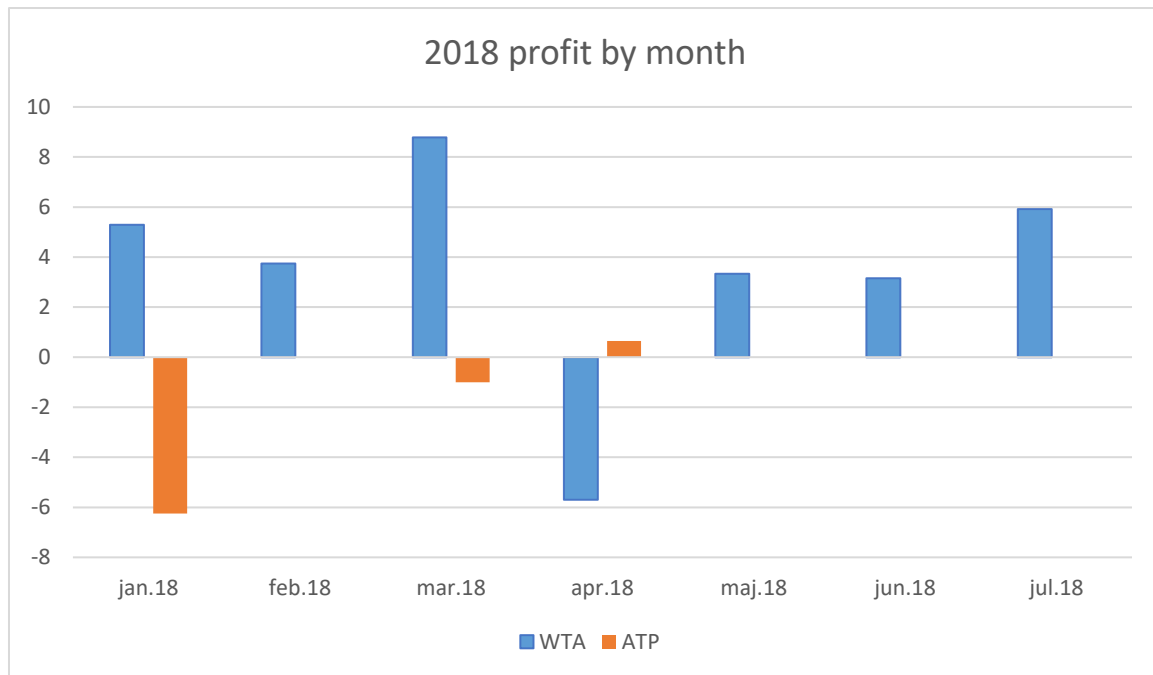
With a total of 128 bets, we have a **45.3%** win rate, with **17.92** units of profit and **13.9%** ROI.

Comparing the 2 events we covered, WTA is far more profitable, with **24.52** units of profit, **48.2%** win rate and **21.7% ROI**. ATP on the other hand is **6.6** units in red, with **25%** win rate and **-41.3 ROI**.

Up until now, the year 2018 resulted in the following statistics:

**45.3%** Win rate, **17.92** Units of profit and **13.9%** ROI.

Looking at how the predictions went month by month, we have come out with the following results:



As it can be seen, we covered ATP only in January, March and April of 2018. Combining results from both competitions, April 2018 was the worst performing month, with **5.05** units lost. The 2<sup>nd</sup> worst month up to now was January with **0.96** units lost. Looking solely at ATP, January was the least profitable month, as we saw **6.25** units in red, however WTA with **5.29** units of profit almost compensated for ATP's poor performance.

The most profitable month in 2018 was March, with **7.79** units of profit. It was closely followed by July with **5.92** units of profit. February (**3.74** units of profit), May (**3.33** units of profit) and June (**3.15** units of profit) all saw similar results.

As mentioned before, the actual number of predictions is much smaller than the one we initially had, but in this "recap" we only covered the verified predictions. In addition, we are very selective when it comes to tennis tips, thus smaller number of predictions, compared to actual number of events/matches being played.

## CYCLING

As far as cycling betting goes, we have only covered Tour de France 2018. Looking forward, we might cover more events, but being that we do not offer separate subscription for cycling due to low demand, we currently have no plans on doing so. Anyhow, if we decide to cover more cycling events, we will inform our customers regarding our decision.

Keep in mind, we will be covering Tour de France 2019, as it's a well-known and widely popular event in sports world.

As mentioned, we will only focus on Tour de France 2018 race, as it's the only cycling event we covered thus far. During Tour de France, we sent out 68 predictions, which were divided into;

- 67 stage predictions
- 1 outright prediction

Out of all the predictions, we saw the most success in 14<sup>th</sup> Stage of the race, with **23** units of profit, with **33.3%** win rate and **575% ROI**. Closely behind was the 9<sup>th</sup> Stage, with **20** units of profit, **20%** win rate and **400%** ROI. The least profitable stage was the 6<sup>th</sup> Stage, with **6.5** units in red, with **0%** win rate and **-100%** ROI.

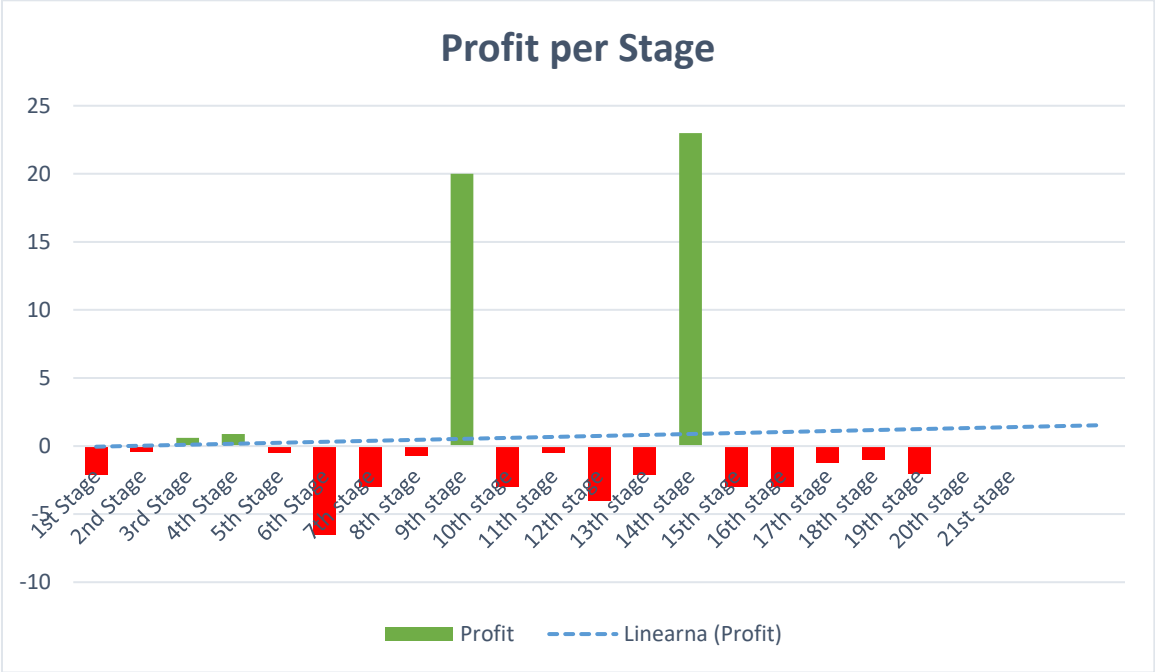
Despite most of the Stage bets being in red, we more than compensated the loss with 14<sup>th</sup> and 9<sup>th</sup> stage (**43 units of profit combined**).

In total, our predictions ended with **19.1%** win rate, **10.45** units of profit and **15.5%** ROI.

For our predictions, we used 2 bookmakers; **Pinnacle** (32 predictions) and **Betfair** (40 predictions).



We will not be showing “profit per month” graph as it offers no additional information, due to only 1 event (Tour de France) being covered. However we will add “profit per stage” graph to show how our predictions performed in each individual stage.



As it shows, we did not bet in 20<sup>th</sup> and 21<sup>st</sup> stage, so there is no data for it.

Looking at how our predictions performed for each stage; 14<sup>th</sup> stage proved to be the most profitable, with **23** units of profit. 2<sup>nd</sup> best stage, profit wise was 9<sup>th</sup> stage with **20** units of profit.

As for other profitable stages, 3<sup>rd</sup> (**0.6** units of profit) and 4<sup>th</sup> (**0.89**) were the only 2 which saw green numbers. However, with superb result in 14<sup>th</sup> and 9<sup>th</sup> stage we ended the event in the green (**10.45** units of profit).

In our predictions we also had 1 outright bet, which failed short, thus resulting in **1** unit loss.

## HORSE RACING

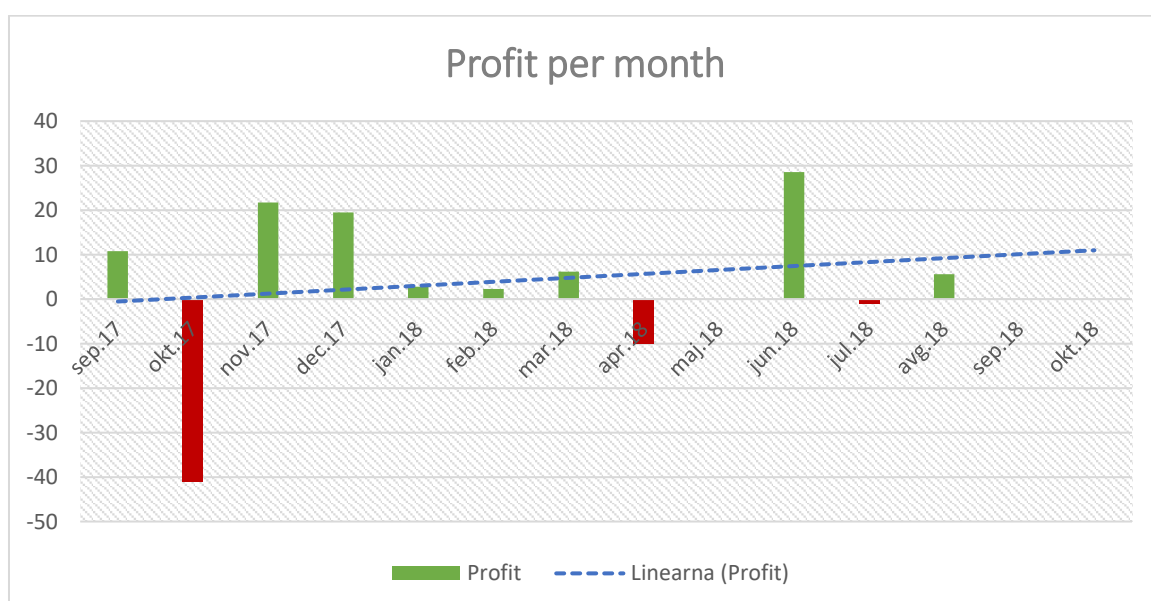
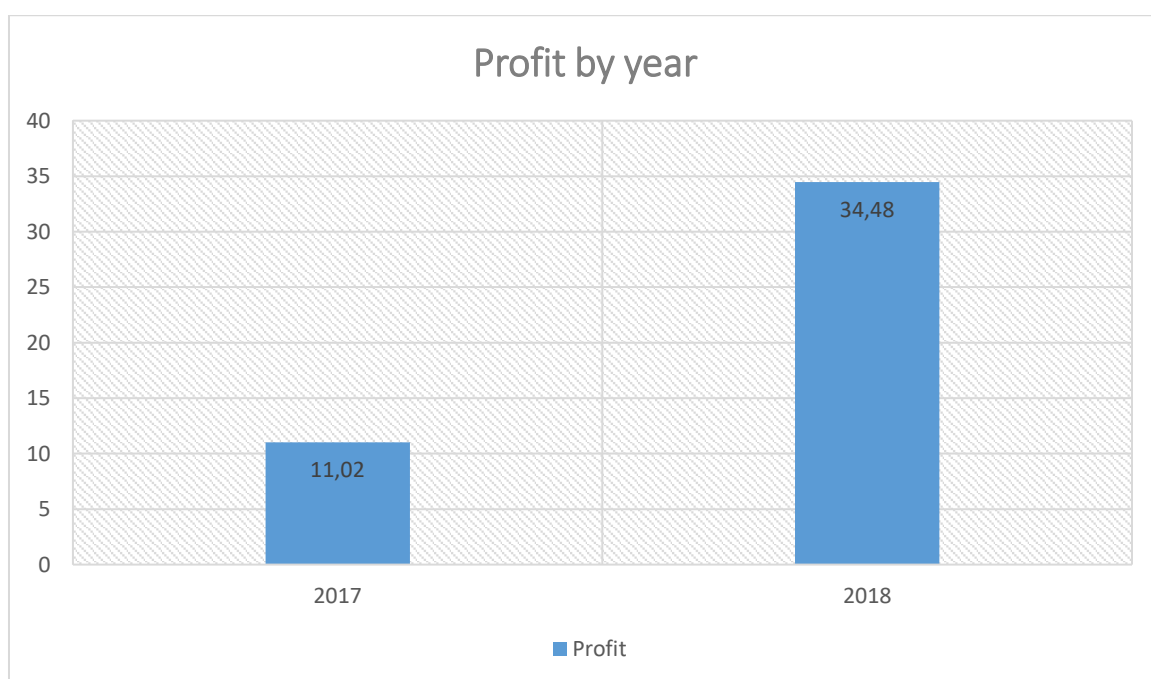
Horse racing is another sport we cover separately. Much like golf, we have started betting on horse racing way back, but our bets are verified only since 15<sup>th</sup> of September 2017. So, in that regard we will only talk about bets sent out from 15<sup>th</sup> of September 2017 till 16<sup>th</sup> of September 2018.

As of now, we have covered a wide range of horse racing events, from UK, IRE and a few from US.

Since 15<sup>th</sup> of September 2017 up until now, we have sent out a total of 445 bets.

In total, our predictions ended with **19.1%** win rate, **45.50** units of profit and **10.1% ROI**.

For our predictions, we used 2 bookmakers; **Bet365** and **Matchbook**. **Bet365** was picked most frequently (410 predictions), whereas **Matchbook** only saw 35 predictions.



Our most profitable month so far was June 2018, with **28.53** units of profit. The 2<sup>nd</sup> most profitable month was November 2017 (**21.7** units of profit), closely followed by December 2017 (**19.5** units of profit).

On the other side, October was by far the least profitable month, as we lost **40.93** units. April 2018 was in the red as well, but in a much lesser extend (**10** units lost).

We did not divide our statistics by the event, so showing profits by comparing different races/events as we did for previous sports won't come into account here.

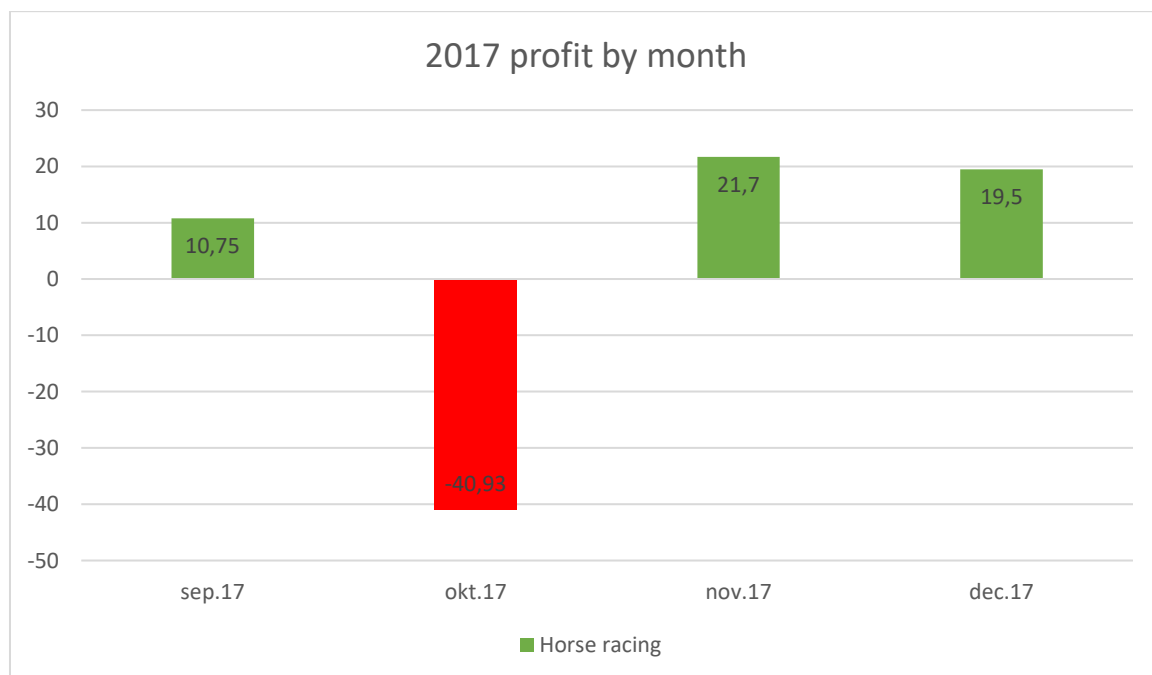
## Year 2017

As mentioned before, our first verified prediction for horse racing was sent out on 15<sup>th</sup> of September 2017. Counting all the tips sent out by the end of year 2017, the total number came to 229 predictions.

Totalling 229 predictions for 2017 year, we got the following results:

**18.8%** Win rate, **11.02** Units of profit and **4.8%** ROI.

Looking at how the predictions went month by month, we have come out with the following results:



Out of 4 months covered in 2017, November was the most profitable with **21.7** units of profit. Closely behind was December with **19.5** units, followed by September with **10.75** units of profit. On the other hand October saw **40.93** units lost, but it the lost units were covered by good performances in the other 3 months.

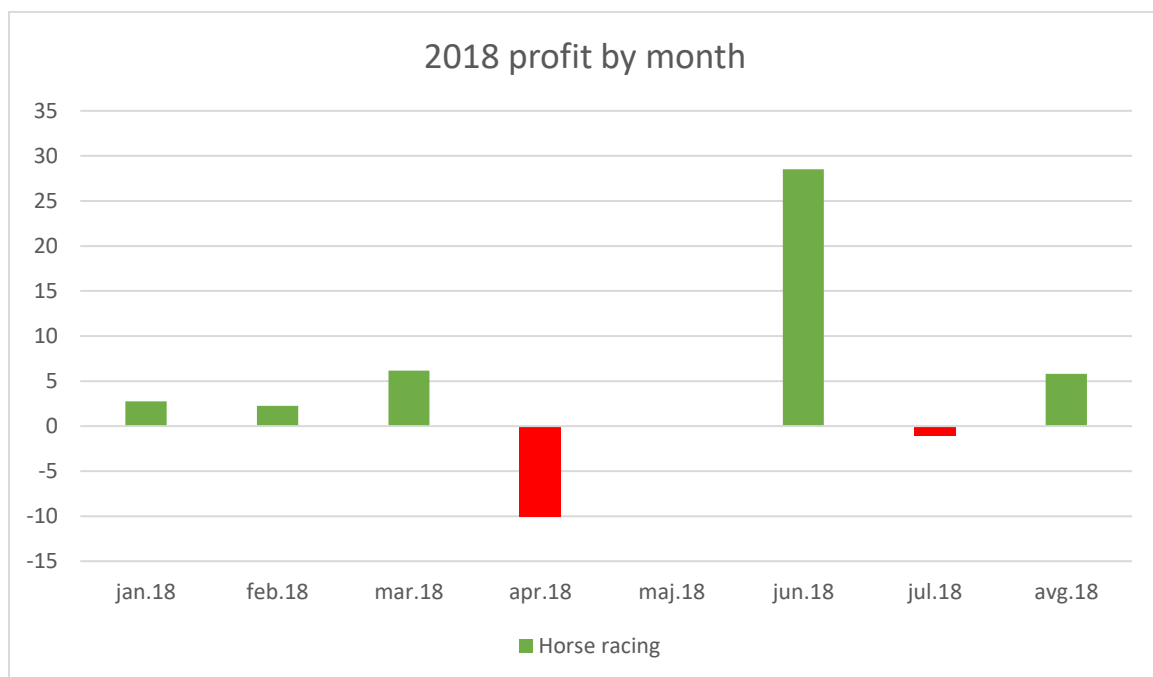
## Year 2018

In 2018, we have sent out a total of 216 predictions so far. So we expect to surpass the last year's predictions by the end of the year.

With a total of 216 predictions up until September 16<sup>th</sup> we got the following statistics:

**19.4%** win rate, with **34.48** units of profit and **15.6%** ROI

Looking at how the predictions went month by month, we have come out with the following results:



Out of all the months covered in 2018, June proved to be the most profitable, with **28.53** units of profit. 2<sup>nd</sup> most profitable month was March with **6.15** units, closely followed by August with **5.8** units. January saw only **2.75** units of profit.

On the other hand, April was the least profitable month with **10** units lost. July ended with a **-1 unit**. Keep in mind, we did not cover any events in May, thus no data for that month.



## eSports - CS: GO

As a part of eSports, CS:GO is one of the most popular sports in the industry. With its popularity amongst players, bettors like us also saw an opportunity to specialize in CS: GO betting, due to a fairly large market for it.

We, as BP Team have started sending out tips for CS: GO back in March 2016. Since then, we sent out a total of 139 predictions, covering a wide range of events, but we focus only on major ones, which take place approximately 2 times a year;

- MLG Major Championship (16 predictions)
- ESL One Cologne 2016 (7 predictions)
- ELEAGUE Major Atlanta 2017 (11 predictions)
- Clash for Cash: The Rematch of Atlanta 2017 Finals (1 prediction)
- PGL Major Kraków 2017 (12 predictions)
- ELEAGUE Major: Boston 2018 (44 predictions)
- FACEIT Major: London 2018 (48 predictions)

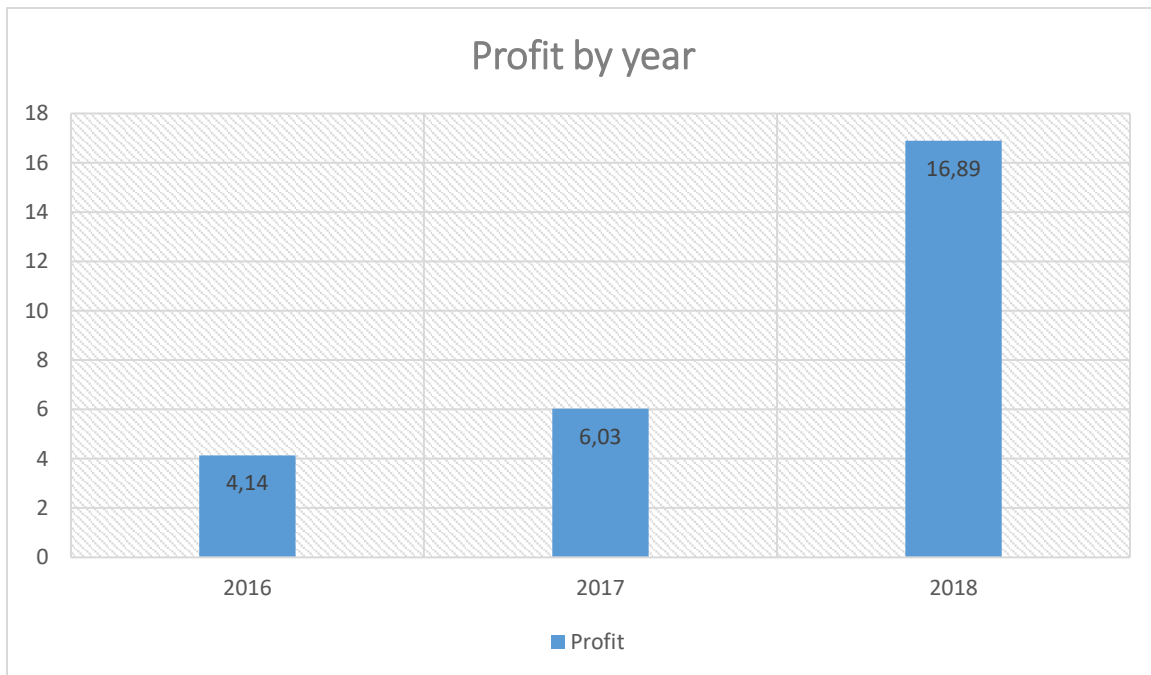
At this point I must mention, why there is only 1 prediction for **Clash for Cash**. This event is not like others, in a way, this is only 1 match-event. As the name suggests, it's only a rematch of last year's finals, thus only 1 match occurs.

Comparing all the events covered up until now, the most profitable was the most recent one, FACEIT Major: London 2018, with **11.32** units of profit, **64.6%** win rate and **23.6%** ROI. The 2<sup>nd</sup> most profitable event was ELEAGUE Major: Boston 2018 with **5.57** units of profit, **52.3%** win rate and **11.8%** ROI. We have been extremely happy with how our most recent events went, as they proven to also be the most profitable. We will hope to continue this way in the future.

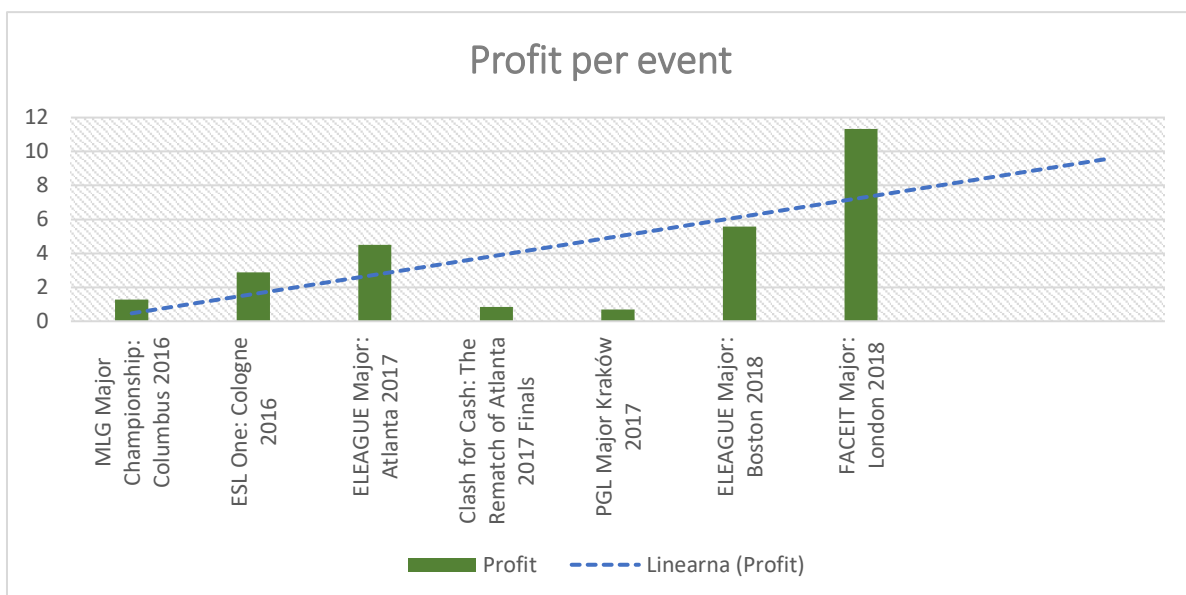
In total, looking at all the predictions from 2016- 23<sup>rd</sup> of September 2018, we ended with;

**60.4%** win rate, **27.05** units of profit and **19.3% ROI**.

For our predictions, we used 4 different bookmakers, with majority of odds picked from Pinnacle; **Pinnacle** (124 predictions), **Bet365** (8 predictions), **SBOBET** (4 predictions), **Dafabet/12Bet** (3 predictions).



Profit per month graph won't be shown here, as events we covered are not taking place each month of the year. Instead we will show a graph with information about how each event performed.



As it was already mentioned and can be seen here, the most recent 2 events were also the most profitable up until now. Those were ELEAGUE Major: Boston 2018 with **5.57** units of profit and FACEIT Major: London 2018 with **11.32** units of profit.

At this point we can also mention, we are happy to say, none of events we covered ended in red numbers.

## BASKETBALL – EUROBASKET

With our team covering 2017 EuroBasket tournament, we have decided to show the performance of it separately instead of implementing the results under “basketball” section.

During the tournament we sent out 15 predictions.

In total, our predictions ended with **60%** win rate, **1.88** units of profit and **11.8% ROI**.

For our predictions, we used 2 bookmakers; **Pinnacle** (13 predictions) and in lesser extend **SBOBET** (2 predictions).

We won't be showing results in graphs, as we don't find it necessary for adding any additional information to the statistics we showed above; win rate, profit and ROI. The fact that the tournament lasted during 1 month (September) it would be pointless to “divide” our performances in different months. Same goes for showing statistical performance per year.

## WORLD CUP 2018

During the World cup 2018, we have sent out 26 predictions. 8 of those were outright (golden boot) predictions, whereas the other 18 covered the matches.

We did not cover those results in our soccer section, but rather decided to cover World cup predictions separately.

In total, our predictions ended with **57.7%** win rate, **25.24** units of profit and **81.4% ROI**.

For our predictions, we used 4 bookmakers; **Pinnacle** (9 predictions), **Bet365** (8 predictions), **SBOBET** (7 predictions), and **Dafabet/12Bet** (2 predictions).

Same as with EuroBasket, we won't be showing the results in graphs, as it wouldn't add any additional information. Much like EuroBasket tournament, even monthly performance is not relevant, as the tournament as a whole did not last a prolonged time period.

## SNOOKER

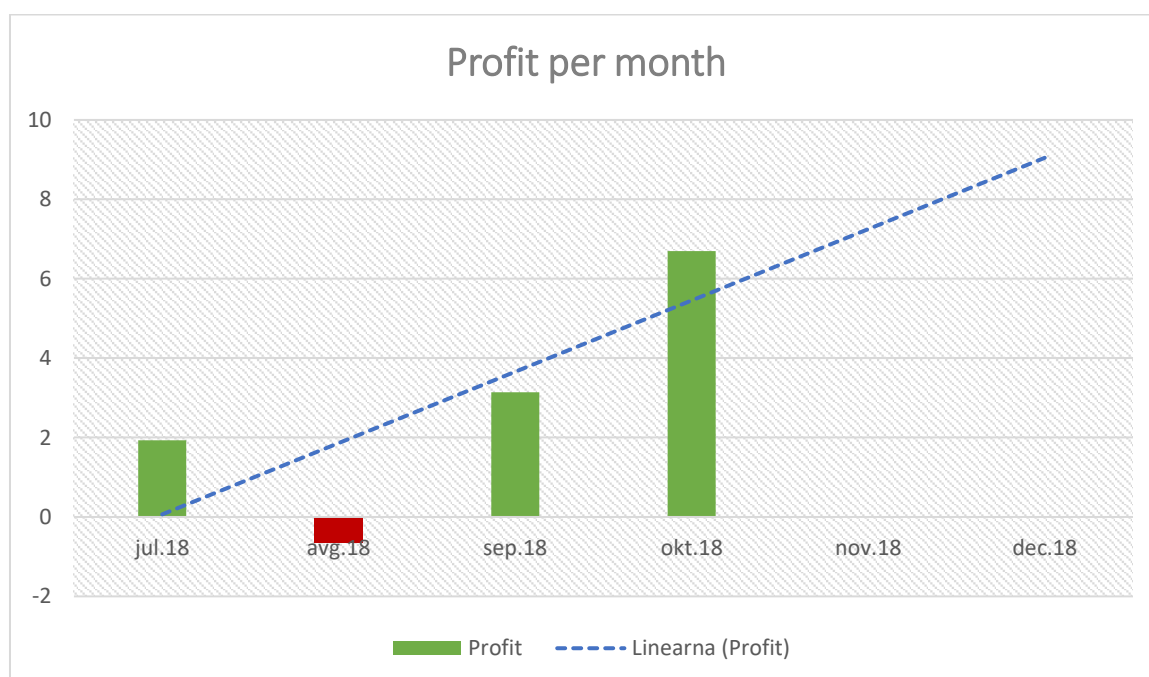
We have been covering Snooker for several seasons, however we will only cover 2018 season up to 12th of October in this report. Looking at 2018 seasons, the first prediction was sent on 2nd of July. Up until 12th of October we sent out 77 predictions, covering 8 events. For our predictions we used 3 bookmakers; Pinnacle, Matchbook and Dafabet. Out of the 3, **Dafabet** was used most frequently (46 predictions), followed by **Pinnacle** (30 predictions) and **Matchbook** (1 prediction).

Out of 10 events, European Masters 2018 proved to be the most profitable with **5.28** units of profit, followed by International Championship 2018 with **3.44** units of profit. Indian Open 2018 ended with **2.87** units of profit, Riga Masters 2018 was close behind with **2.02** units of profit. Shanghai Masters 2018 ended with **1.27** units of profit and World Open with **0.78** units of profit. On the other hand, China Championship 2018 and Paul Hunter Classic 2018 ended in red, with **-1.36** and **-3.18** units, combining **4.54** units lost.

Despite a poor run in China Championship 2018 and Paul Hunter Classic 2018 we are still sitting at **11.12** units of profit so far in this season.

In total, with 67 predictions, our results are as follows;

**54.5%** win rate, **11.12** units of profit and **14.5%** ROI.



Out of the 4 months covered in 2018, October is the most profitable, with **6.7** units of profit. September ended with **3.14** units of profit. July with **1.93** units of profit, however August was in the red, with **0.65** units lost.

## RECOMMENDED BOOKMAKERS

Sport	Recommended Bookmakers	Minimum
Soccer	Betting Broker	Pinnacle, SBOBET, Dafabet
Tennis	Betting Broker, 5Dimes	Pinnacle, SBOBET, Dafabet
USA Sports	Betting Broker, 5Dimes, BetCRIS, Heritage...	Pinnacle, SBOBET, Matchbook
Golf	Betting Exchanges, Pinnacle, Mustardbet...	Betting Exchanges
Cycling	Betting Exchanges, Pinnacle, Normal Bookmakers	Betting Exchanges
eSports	Pinnacle, SBOBET, Dafabet, Normal Bookmakers	Pinnacle
Basketball	Betting Broker, 5Dimes	Pinnacle, Matchbook
Horse Racing	Betting Exchanges, Normal Bookmakers	Matchbook
Snooker	Pinnacle, Dafabet, Normal Bookmakers	Dafabet

Most of the bets can be placed via Betting Brokers or any other reputable bookmaker/betting exchange, such as **Pinnacle, SBOBET, Matchbook, Dafabet**... However, if you have a chance to get better odds on any other soft bookmaker you should take advantage of that.

For CS: GO you can check odds on eSports-oriented bookmakers, but be careful, as most of them are known to quickly limit the winning players.

## Contact

If you wish to contact us, you can do so via;

SKYPE: betting.previews

DISCORD: prezlus#0704

EMAIL: info@betting-previews.com

We are open to any partnership with other betting-oriented websites and individuals in the betting industry. We can offer to create content such as uniquely written previews on sports matches, betting articles, software reviews... In addition, we offer to be a country manager and provide advices from our experts to help new betting start-ups.